

"Noel, Glory to God"

1. Introduce Section A with colors (mm. 5-14).

- Display blue-colored "Noel, Glory to God" Melody Cards in random order using a pocket chart, magnetic dry-erase board, or on the wall by gently loop-taping the back of each strip (will need to be removed later).
- Ask children to listen carefully to identify which melody is played on the piano. Play random two-measure phrases from the Score, allowing volunteers to guess which melody strip matches. (Be prepared to play each phrase several times until children guess correctly.)
- As each melody is identified, place a different colored adhesive note in the top left corner (i.e., mm. 5-6—yellow, mm. 7-8—blue). (NOTE: When playing mm. 11-12 or 13-14, allow children to identify either phrase and point out they are the same. Give both melody strips the same colored adhesive note.)
- Have children look under their chairs to discover their color.
- Play phrases at random, asking children to stand up when they hear their color-coded phrase.
- Arrange melody cards in the order they appear in the song.
- Distribute Student Scores, and ask children to place a finger on their color-coded phrase.
- Listen to Section A of the Demo, asking children to stand up when their melody occurs.
- Mix up the adhesive notes on the melody cards, so each color group now has a different melody.
- Listen to Section A again, each group standing on their new melody.
- Echo sing each two-measure phrase until children are confident.
- Sing the entire section with the piano playing the melody.
- Sing this section with the Track or piano accompaniment.

Teaching Tip

Invite children to share what they think about when they hear the word *Noel*. Tell children this word comes from the French word *Noël*, which means *Christmas* but can also mean *good news* or *birthday*.

2. Sing Section B (mm. 17-26).

- Display green-colored "Noel, Glory to God" Melody Cards in random order.

MATERIALS NEEDED

- Score
- Student Score*
- Handbell Part
- Demo (sold separately)
- Track (sold separately)
- "Noel, Glory to God" Melody Cards
- "Noel, Glory to God" Bell Part Visual
- Handbells, handchimes or resonator bells
- Pocket chart or magnetic dry-erase board with magnets (optional)
- Tape (optional)
- Four colors of small adhesive notes
- Dry-erase board, dry-erase marker, and eraser

PREPARATION

- Copy Student Score.
- Print melody cards on cardstock and cut apart.
- Print bell part visual.
- Place one adhesive note under the chair of each child, placing like colors together to create four different color groups.

*Celebrating Grace, Inc. grants permission to duplicate the Student Score, provided that a sufficient quantity of octavos has been purchased for performance by the students and accompanists. This license is non-transferable.

- Play the melody of Section B on the piano, asking children to listen carefully in order to help put the melody cards in the correct order. Play the example several times, or until children discover the correct order of melodies.
- Invite children to determine which melodies are the same. (mm.17-18 and mm. 21-22; mm. 23-24 and mm. 25-26)
- Distribute Student Scores.
- Listen to Section B of the Demo, asking children to track the melody with their finger.
- Echo sing each two-measure phrase until children are confident.
- Sing the entire section with the piano playing the melody.
- Sing this section with the Track or piano accompaniment.
- Review the words and melody for Section A, then sing from the beginning through measure 26 with the Track or piano accompaniment.

3. Combine Section A and Section B melodies (mm. 29-38).

- Review and sing Sections A and B, addressing any insecurities in each melody.
- Divide children into Group 1 and Group 2, assigning a strong singer to help lead each part.

Teaching Tip


Have each group form a circle (facing in toward one another) and sing their part independently. Then, have both groups sing together while remaining in circles, focusing on their own part while still listening peripherally to the other.

- Sing both parts together, with the piano playing both melodies.
- Address any trouble spots, and repeat until children are confident.

4. Teach Section C (mm. 42-52).

- Distribute Student Scores.
- Play Section C of the Demo, asking children to listen for any phrases that are repeated.
- Invite children to identify repeated phrases. (mm. 42-44 and 46-48; mm. 49 and 50)
- Ask children which phrases happen only once. (mm. 45-46, 51-52)
- Echo sing in two-measure phrases until children are confident with the melody.
- Sing Section C with the Track or piano accompaniment.
- Discuss the dynamic contrasts in this section. (*forte*, *subito* [suddenly] *piano*, *mezzo forte*, *crescendo*, and *forte*)
- Sing the section again, focusing on dynamic expression.

"Noel, Glory to God" Melody Cards




Measures 5-6

This block contains musical notation for measures 5 and 6. The notation is on a five-line staff. Measure 5 consists of six quarter notes: G4, A4, B4, C5, B4, A4. Measure 6 consists of a quarter note G4, a dotted quarter note F4, and a half note E4. A large, light blue watermark reading "Preview Only" is overlaid diagonally across the staff.

Measures 7-8

This block contains musical notation for measures 7 and 8. The notation is on a five-line staff. Measure 7 consists of six quarter notes: G4, A4, B4, C5, B4, A4. Measure 8 consists of a quarter note G4, a dotted quarter note F4, and a half note E4. A large, light blue watermark reading "Preview Only" is overlaid diagonally across the staff.



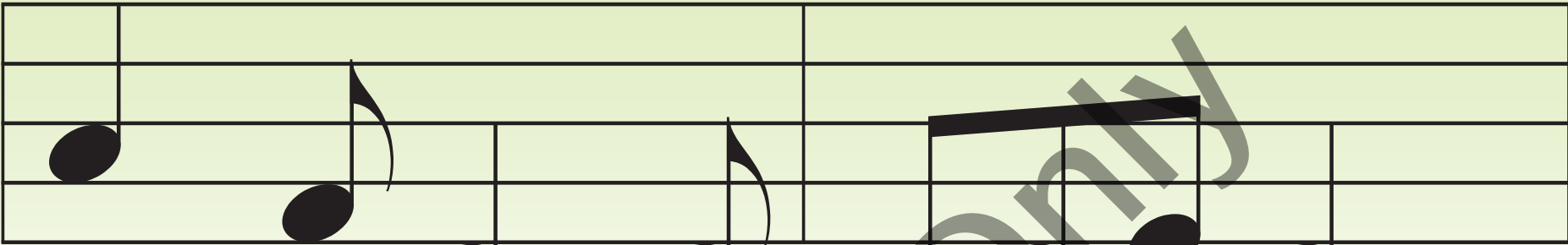
A musical staff with a light blue background and a blue checkered border. The staff contains two measures of music. The first measure has four quarter notes: G2, A2, B2, and C3. The second measure has four quarter notes: D3, E3, F3, and G3. A large, light gray watermark reading "Preview Only" is overlaid diagonally across the staff.

Measures 13-14



A musical staff with a light green background and a green checkered border. The staff contains two measures of music. The first measure has two quarter notes: G2 and A2. The second measure has two quarter notes: B2 and C3. A large, light gray watermark reading "Preview Only" is overlaid diagonally across the staff.

Measures 17-18



Measures 19-20

This musical staff contains two measures of music. The first measure consists of four quarter notes: G4, A4, B4, and C5. The second measure consists of four quarter notes: D5, E5, F5, and G5. A large, light gray watermark reading "Preview Only" is overlaid diagonally across the staff.



Measures 21-22

This musical staff contains two measures of music. The first measure consists of four quarter notes: G4, F4, E4, and D4. The second measure consists of four quarter notes: C4, B3, A3, and G3. A large, light gray watermark reading "Preview Only" is overlaid diagonally across the staff.

“Noel, Glory to God” Bell Part

Repeating pattern (play when directed)

Noel, Glory to God

For Unison or opt. 2-Part Treble Voices, Accompanied
with opt. Handbells (or Handchimes)

Words and Music by
Lynn Shaw Bailey

Student Score

Lightly and joyful (♩ = ca. 66) 4 *Unison*
mf

Glo-ry to God in the high - est. Je-sus, Mes-si - ah, is
born to - day. Sing, No - el, No - el, No - el. Glo-ry to God in the
high - est. Glo-ry to God in the high - est. 2

16 *mf*

No - el, No - el. Je - sus is born - to-day. No - el,
No - el, No - el, No - el. No - el, No - el.

28 *Part 1*
mf

Glo-ry to God in the high - est. Je-sus, Mes-si - ah, is

Part 2
mf

No - el, No - el. Je - sus is

31

born to - day. Sing, No - el, No - el, No - el.

born to - day. No - el, No - el,

34

Glo - ry to God in the high - est. Glo - ry to God in the high - est.

No - el, No - el. No - el, No - el.

38

3 *Unison f* **42**

An - gels are prais - ing, sing - ing,

43

“Glo - ry to God. Glo - ry to God on high.” An - gels are

46

prais - ing, sing - ing, “Glo - ry to God. Glo - ry to God.

49

sub. p *mf* *f* **4**

Glo - ry to God. Glo - ry to God in the high - est!’

Noel, Glory to God

For Unison or opt. 2-Part Treble Voices, Accompanied
with opt. Handbells (or Handchimes)

Words and Music by
Lynn Shaw Bailey

Handbells (or Handchimes)

Bells used: 4



Lightly and joyful (♩. = ca. 66)

5 10

15 *mf* 17 10 *mf*

29 10 *mf* 2

43 10 *f*

57 (Second time only) *f*

62 1 (back to meas. 57)

67 2