

# SONG TEACHING STEPS

## "We Thank You, God"

### 1. Introduce the song with movement.

- Ask children to stand and listen as you play the Demo. Tell children to listen for things mentioned in the song for which we should be thankful.
- Lead children in moving to the dotted-quarter-note (♩.) beat, changing motions with each section:
  - **mm. 1-4**—listen to the dotted-quarter-note (♩.) beat
  - **mm. 5-22**—step and slide to the right and left
  - **mm. 23-37**—raise hands overhead, then tap shoulders
- Ask children to name the things mentioned in the song for which we should be thankful, and list them on the board.

### 2. Teach measures 5-21.

- Distribute Student Scores.
- Display the Six-Eight Meter and Rhythms Visual.
- Clap Line 1, counting 1, 2, 3, 4, 5, 6, emphasizing counts 1 and 4.
- Explain that  $\frac{6}{8}$  meter has six eighth-note beats, with beats 1 and 4 receiving the strong accents, and beats 2, 3, 5, and 6 receiving the weak accents.
- Draw attention to the Six-Eight Meter and Rhythms Visual.
- Clap Line 1, counting 1, 2, 3, 4, 5, 6, emphasizing beats 1 and 4.
- Echo clap Line 4 again. Ask children to find this rhythm in their Student Score. (mm. 5, 7, 9, 11, 13, 15, 17, and 20)
- Echo clap Line 5 again. Review the function of the tie in Line 5. Echo clap the rhythm, and have children find example of the rhythm in measures 5-21 in their Student Score. (mm. 6, 10, and 14)

### Teaching Tip

Explain that a *tie* is a curved, horizontal line that connects two music notes of the same pitch. Tied notes are held for the length of both notes, and only the first note is sung or played.

Remind children that *ties* and *slurs* look similar because they are both curved lines. A *slur* connects two or more notes of different pitches, indicating the notes are to be performed *legato*.

- Echo clap and speak measures 5-21 in four-measure phrases.
- Echo sing in four-measure phrases as the pianist plays the melody until children are singing with confidence.
- Sing with piano accompaniment or the Track.

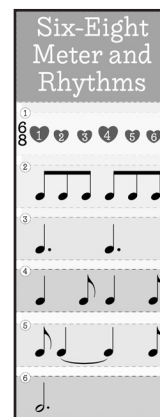
### MATERIALS NEEDED

- Score
- Student Score\*
- Demo (sold separately)
- Track (sold separately)
- Six-Eight Meter and Rhythms Visual
- "We Thank You, God" Memory Visual
- Dry-erase board and dry-erase markers

### PREPARATION

- Copy Student Score.
- Print and prepare visuals.

### Six-Eight Meter and Rhythms Visual



\*Celebrating Grace, Inc. grants permission to duplicate the Student Score, provided that a sufficient quantity of octavos has been purchased for performance by the students and accompanists. This license is non-transferable.

- Review any sections children are singing inaccurately. Refer to the Six-Eight Meter and Rhythms Visual as needed to reinforce correct rhythms.

### 3. Teach measures 23-33.

- Echo sing measures 23-33 in two-measure phrases as you outline the melodic movement with your hands. Guide children to outline the melody as they sing.
- Distribute Student Scores.
- Have children sing this section as the pianist plays the melody until children are secure.
- Ask children to discover which word phrase has the same melody. (*Praise God, alleluia*)
- Have children sing with piano accompaniment or the Track.
- Review any sections children are singing inaccurately. Refer to the Six-Eight Meter and Rhythms Visual as needed to reinforce correct rhythms.

### 4. Teach the Ending. (mm. 34-36)

- Distribute Student Scores.
- Sing measures 29-30 and measures 34-37. Ask children to compare the two phrases (mm. 34-37 have the same melody, but the note values have been lengthened, or augmented).
- Rehearse children singing measures 34-37 until children sing the longer durations securely.
- Have children sing with piano accompaniment or the Track.

#### Teaching Tip

If your singers are not singing the optional harmony part, you may skip to Teaching Step 5.

- Divide children into Groups 1 and 2.
- Assign the melody to Group 1, and the cued harmony notes to Group 2.
- Echo sing the harmony part in measures 34-37 with Group 2.
- Have both groups sing measures 34-37 with the piano playing both parts. Review and rehearse any trouble areas.
- Sing the Ending with the Track or piano accompaniment.

### 5. Review and polish.

- Display the “We Thank You, God” Memory Visual.
- Distribute Student Scores.
- Point to each image on the visual and ask children to find the matching phrase in the music.
- Have children sing each phrase as they make the connection.

“We Thank You, God”  
Memory Visual




# Six-Eight Meter and Rhythms

1

6  
8




2



3



4



5





6



Verse 1

God  
Maker




Verse 2

God  
Creator

bright  
good



life  
health



What



all your  
love  
imparts



grateful  
thankful

# We Thank You, God

For Unison or opt. 2-Part Treble Voices, Accompanied  
with opt. Handbells (or Handchimes) and Flute

Words by Matthias Claudius  
Translated by Jane Montgomery Campbell, alt.  
Adapted by Becki Slagle Mayo

Music by  
Becki Slagle Mayo

## Student Score

*Moderately* (♩. = ca. 60) **3** *Unison mf* **5**

1. We thank you, God, our Mak - er, \_\_\_\_\_ for  
(2. We) thank you, God, Cre - a - tor, \_\_\_\_\_ for

7  
bless - ings near and far. You made the trees and flow - ers, \_\_\_\_\_ the  
all things bright and good, the seed - time and the har - vest, \_\_\_\_\_ our

11 *mp* **13**  
sun, the moon and stars. You send the snow in win - ter, \_\_\_\_\_ and  
life, our health, our food. What gifts have we to of - fer \_\_\_\_\_ for

15 *mf*  
warmth to grow the grain, the breez - es and the sun - shine, \_\_\_\_\_ and  
all your love im - parts, the sim - plest gift we give you, \_\_\_\_\_ our

20 **23** *f*  
soft re - fresh - ing rain. Praise God, al - le - lu - ia! Praise to God a -  
grate - ful, thank - ful hearts.

26 **1** (*back to meas. 5*)  
bove. Praise God, al - le - lu - ia for won - drous gifts of love. (2. We

32 **2** (*opt. 2-part mf*) *rit.* *mp*  
love, for won - drous gifts of love. \_\_\_\_\_

# We Thank You, God

For Unison or opt. 2-Part Treble Voices, Accompanied  
with opt. Handbells (or Handchimes) and Flute

Words by Matthias Claudius  
Translated by Jane Montgomery Campbell, alt.  
Adapted by Becki Slagle Mayo

Music by  
Becki Slagle Mayo

## Flute

Moderately (♩. = ca. 60)

mf

5 8 13 10 23  
5-12 13-22  
f

29 1 (back to meas. 5) 2  
mf

33 2 34-35 rit. mp

# We Thank You, God

For Unison or opt. 2-Part Treble Voices, Accompanied  
with opt. Handbells (or Handchimes) and Flute

Words by Matthias Claudius  
Translated by Jane Montgomery Campbell, alt.  
Adapted by Becki Slagle Mayo

Music by  
Becki Slagle Mayo

## Handbells (or Handchimes)

Bells used: 5



Moderately (♩. = ca. 60)

