

GROWING
in
grace
CHILDREN'S MUSIC CURRICULUM

ALL CREATION SINGS



Preschool - Spring



Terry D. Taylor
Managing Editor

James Barnard
Music Editor

Dora Ann Purdy
Music Editor

Paula W. Farrar
Production Assistant
Design Editor, Younger Children
Design Editor, Older Children

Carol Dickerson
Design Editor, Preschool
Design Editor, Younger Children

Pam Mullins
Graphic Designer, Preschool

Chad Hunter
Graphic Designer,
Younger and Older Children

All Creation Sings
Writers
Preschool—April Clark
Younger—Amanda Craft
Older—Karen Gosselin



Tom McAfee
President and Chairman

David Bolin
Electronic Design Editor
and Worship Matrix Developer

Kim Hester
Worship Resources Coordinator

Tiffany Hitchcock
Director of Customer Care

Mary Ruth Marshall
Marketing Associate

Robert Williams
Distribution and Warehouse
Manager

Preschool Spring

Demonstration Recordings

1. **I Will Praise the Lord** – Words and Music by Joanne LeDoux and Milton LeDoux © 2017 Billingsly Square Music, a division of Celebrating Grace, Inc. All rights reserved.
2. **God's Beautiful World** – Words and Music by Glenn Eernisse and Susan Eernisse © 2017 Celebrating Grace Music, a division of Celebrating Grace, Inc. All rights reserved.
3. **God Has Created** – Based on Genesis 1:1-25; Words and Music by Ruth Elaine Schram © 2017 Celebrating Grace Music, a division of Celebrating Grace, Inc. All rights reserved.
4. **Who Will Wave the Palms?** – Words and Music by Glenn Eernisse and Susan Eernisse © 2017 Celebrating Grace Music, a division of Celebrating Grace, Inc. All rights reserved.
5. **Mothers** – Words and Music by Carol Huffman Dickerson © 2017 Celebrating Grace Music, a division of Celebrating Grace, Inc. All rights reserved.
6. **Hundreds and Thousands and Millions** – Words and Music by Joanne LeDoux and Milton LeDoux © 2017 Billingsly Square Music, a division of Celebrating Grace, Inc. All rights reserved.
7. **I Will Trust in You** – Words and Music by Don Phillips © 2017 Celebrating Grace Music, a division of Celebrating Grace, Inc. All rights reserved.
8. **Happy Easter Day** – Words and Music by Nan Grantham © 2017 Celebrating Grace Music, a division of Celebrating Grace, Inc. All rights reserved.
9. **One and Only One** – Based on I Cor. 8:6; Words and Music by Marion Gerow © 2017 Celebrating Grace Music, a division of Celebrating Grace, Inc. All rights reserved.
10. **Masterpiece** – Based on Ephesians 2:10; Words and Music by Elizabeth Gage © 2017 Celebrating Grace Music, a division of Celebrating Grace, Inc. All rights reserved.
11. **Sing Praises to the Lord** – Words and Music by Ruth Elaine Schram © 2017 Celebrating Grace Music, a division of Celebrating Grace, Inc. All rights reserved.
12. **Tingalayo** – Traditional West Indies Folk Song © 2017 Celebrating Grace Music, a division of Celebrating Grace, Inc. All rights reserved.
13. **Who Built the Ark?** – Traditional Spiritual © 2017 Celebrating Grace Music, a division of Celebrating Grace, Inc. All rights reserved.



14. **God Always Loves Me** – Words by April Clark; Music Traditional © 2017 Celebrating Grace Music, a division of Celebrating Grace, Inc. All rights reserved.
15. **Psalm 150 Verse 6** – Words and Chant by Karen Gosselin © 2017 Celebrating Grace Music, a division of Celebrating Grace, Inc. All rights reserved.
16. **All the Little Animals** – Words and Music by Sandy Wilkinson © 2017 Celebrating Grace Music, a division of Celebrating Grace, Inc. All rights reserved.
17. **Jesus Loves Me Chorus (French)** – Words by Anna B. Warner/Music by William B. Bradbury
18. **All Things Bright and Beautiful** – Words by Cecil F. Alexander/Traditional English Melody Arr. by Michael Evers © 2010 Celebrating Grace Music, a division of Celebrating Grace, Inc. All rights reserved.
19. **Fairest Lord Jesus** – Words Anonymous German Hymn, *Münster Gesangbuch* Tr. Unknown/Music from *Schlesische Volkslieder*/Arranged by Richard Storrs Willis
20. **This Is My Father's World** – Words by Maltbie D. Babcock/Music by Franklin L. Sheppard
21. **O for a Thousand Tongues to Sing** – Words by Charles Wesley/Music by Carl G. Gläser
22. **Jesus Loves Me** – Words by Anna B. Warner/Music by William B. Bradbury

Accompaniment Recordings

- | | |
|---|--------------------------------------|
| 23. I Will Praise the Lord | 34. Tingalayo |
| 24. God's Beautiful World | 35. Who Built the Ark? |
| 25. God Has Created | 36. God Always Loves Me |
| 26. Who Will Wave the Palms? | 37. Psalm 150 Verse 6 |
| 27. Mothers | 38. All the Little Animals |
| 28. Hundreds and Thousands and Millions | 39. All Things Bright and Beautiful |
| 29. I Will Trust in You | 40. Fairest Lord Jesus |
| 30. Happy Easter Day | 41. This Is My Father's World |
| 31. One and Only One | 42. O for a Thousand Tongues to Sing |
| 32. Masterpiece | 43. Jesus Loves Me |
| 33. Sing Praises to the Lord | |

© & © 2017 Celebrating Grace, Inc. All rights reserved.
Producer: Michael Graham at The Lodge, Indianapolis, IN
Executive Producers: James Barnard and Dora Ann Purdy

Curriculum Components

Curriculum materials are located in the following folders:

- Songs (full choral score with keyboard accompaniment, Student Page [melody and lyrics only], and instrumental parts)
- Song Teaching Steps (step-by-step directions to teach each song)
- Activities (Checklist, Activity Visuals, Activity Teaching Steps, and Activity Pages [when needed] for each activity)
- KIDPages (Checklist, learning pages for children, and teaching steps for leaders)
- Session Plans (step-by-step plans for 15 weekly sessions)
- Song Teaching Visuals (Checklist and visuals used when teaching songs)
- Hymns (five hymns—two from fall semester and three for spring semester)
- MultiPrint (similar curriculum components compiled into single PDFs for easy printing)
- PrintReady (multipage visuals combined into one image for large-format printers or multimedia presentation software)
- Demonstration Videos (demonstrations of choreography, movement activities, and sign language)

Recordings

- Demo Recordings with voices are included for all songs and hymns.
- Accompaniment Tracks without voices are included for all songs and hymns.
- Movement and Activity Recordings are included.
- Demo and Accompaniment Recordings for spring semester hymns are included as well as two hymns from the fall semester.

CURRICULUM SONGS

- "God Has Created"
- "God's Beautiful World"
- "Happy Easter Day"
- "Hundreds and Thousands and Millions"
- "I Will Praise the Lord"
- "I Will Trust in You"
- "Masterpiece"
- "Mothers"
- "One and Only One"
- "Who Will Wave the Palms?"

MOVEMENT/ACTIVITY SONGS

- "All the Little Animals"
- "God Always Loves Me"
- "Jesus Loves Me" Chorus (French)
- "Psalm 150 Verse 6"
- "Tingalayo"
- "Who Built the Ark?"

HYMNS—Spring

- "All Things Bright and Beautiful"
- "This Is My Father's World"
- "Fairest Lord Jesus"

HYMNS—Fall

- "O for a Thousand Tongues to Sing"
- "Jesus Loves Me"

KIDPAGES

1. High-Medium-Low Voice
2. Colors and Shapes
3. Sound and Silence
4. Count and Match
5. Praise the Lord at All Times
6. Super Singing Skills
7. Music Symbol Maze
8. Up-Down-Same
9. God's Masterpiece

10. Jesus Is King
11. Hosanna
12. One or Two Sounds?
13. Where's My Mother?
14. Jesus Loves the World
15. All Creation Sings

ACTIVITIES

- A – Creation Rhythms
- B – Psalm 150 Verse 6
- C – Create an Animal
- D – God Loves Me Star
- E – Praise God with Instruments
- F – "All the Little Animals"
- G – Animal Actions
- H – Two Friends Story
- I – Play Melody Patterns
- J – Wave the Palms
- K – Play Bells with "I Will Trust in You"
- L – "God's Beautiful World" Book
- M – "Jesus Loves Me" Bingo
- N – "This Is My Father's World" Walk
- O – Make a Chinese Drum

SONG TEACHING VISUALS

SONG-RELATED

- "God Has Created"
 - "God Has Created" Rebus
- "God's Beautiful World"
 - "God's Beautiful World" Rebus Visuals 1-6
- "Happy Easter Day"
 - "Happy Easter Day" Rebus
- "Hundreds and Thousands and Millions"
 - "Hundreds and Thousands and Millions" Visuals 1-2
 - "Hundreds and Thousands and Millions" Pointers

"I Will Praise the Lord"

- "I Will Praise the Lord" Rebus

"I Will Trust in You"

- "I Will Trust in You" Visuals 1-3

"Mothers"

- "Mothers" Rebus

"One and Only One"

- "One and Only One" Melody Maps 1-3

"Who Will Wave the Palms?"

- "Who Will Wave the Palms?" Melody Maps 1 and 2

DEMONSTRATION VIDEOS

- "I Will Praise the Lord" Motions Video
- "I Will Trust in You" Sign Language Video
- "One and Only One" Sign Language Video


THEME MATERIALS

- "Sing Praises to the Lord" (theme song)
- All Creation Sings Theme Poster
- How Strong Are You? KIDPage
- "Sing Praises to the Lord" Rebus Visuals
- Praise the Lord Theme Activity
- Solfège Monkey Visuals
- All Creation Sings KIDPage
- Choreography Video

1/23 I Will Praise the Lord

Words and Music by
Joanne LeDoux
and Milton LeDoux

Happy! (♩ = 116)




mf

Piano introduction in D major, 4/4 time. The right hand features a melodic line with eighth and quarter notes, while the left hand provides a steady bass line with quarter notes.

A *mf* *Opt. rhythm instruments*

1. Ev - 'ry day — I will praise Him, ev - 'ry day — I will
2. Ev - 'ry day — I will love Him, ev - 'ry day — I will



Musical notation for section A, including vocal lines and piano accompaniment. The piano part includes a section for optional rhythm instruments marked with asterisks.

8

praise the Lord. Ev - 'ry day I will praise Him, I will praise the
love the Lord. Ev - 'ry day I will love Him, I will love the

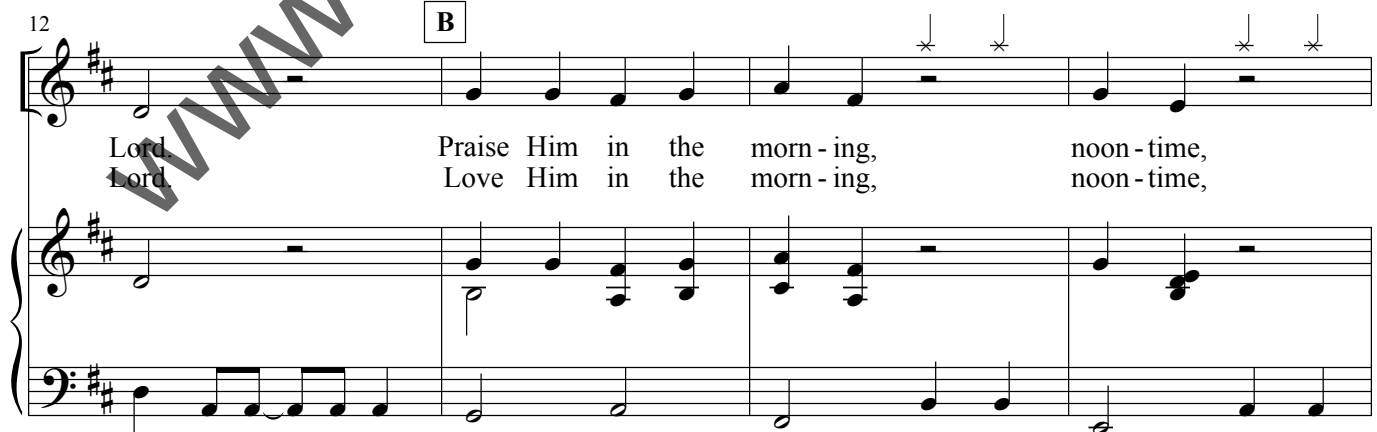


Musical notation for section 8, including vocal lines and piano accompaniment.

B

12

Lord Praise Him in the morn - ing, noon - time,
Lord Love Him in the morn - ing, noon - time,



Musical notation for section B, including vocal lines and piano accompaniment.

16

eve-ning. Praise Him in the morn - ing and all through-out the
 eve-ning. Love Him in the morn - ing and all through-out the

20

A

day. Ev - 'ry day_ I will praise Him, ev - 'ry day_ I will
 day. Ev - 'ry day_ I will love Him, ev - 'ry day_ I will

24

praise the Lord. Ev - 'ry day_ I will praise Him, I will praise the
 love the Lord. Ev - 'ry day_ I will love Him, I will love the

28

Lord. Lord. I will love the Lord.

slight rit.

1/23 I Will Praise the Lord

Words and Music by
Joanne LeDoux
and Milton LeDoux

Happy! (♩ = 116)

4

A *mf*


Opt. rhythm instruments



1. Ev - 'ry day_ I will praise Him,
2. Ev - 'ry day_ I will love Him,



ev - 'ry day_ I will praise the Lord. Ev - 'ry day_ I will praise Him,
ev - 'ry day_ I will love the Lord. Ev - 'ry day_ I will love Him,



B

I will praise the Lord. Praise Him in the morn - ing,
I will love the Lord. Love Him in the morn - ing,



noon-time, eve - ning Praise Him in the morn - ing and
noon-time, eve - ning Love Him in the morn - ing and



A

all through-out the day. Ev - 'ry day_ I will praise Him,
all through-out the day. Ev - 'ry day_ I will love Him,



ev - 'ry day_ I will praise the Lord. Ev - 'ry day_ I will praise Him,
ev - 'ry day_ I will love the Lord. Ev - 'ry day_ I will love Him,



1

2

slight rit.

I will praise the Lord. Lord. I will love the Lord.
I will love the Lord.



“I Will Praise the Lord”

MATERIALS NEEDED

- Score
- Student Page
- MP3 or CD Demo 1
- MP3 or CD Track 23
- MP3 or CD Player
- “I Will Praise the Lord” Rebus
- Scarves, one per child
- An assortment of rhythm instruments, one per child

PREPARATION

- Print and prepare rebus.
- Watch the demonstration video to become familiar with the partner movement in Step 4.

1. Listen and move.


- Distribute scarves.
- Demonstrate moving scarves two ways:
 - smoothly in an arc, and
 - bouncing scarf up and down.
- Play Demo 1 through measure 12, and demonstrate moving scarves in an arc during the singing and bouncing scarves two times on the percussive sounds.
- Play Demo 1, and lead children in moving scarves during each Section A (arc, bounces, arc—arc, bounces, arc). Have children sit during the B sections (meas. 13-20).

2. Teach Section A.

- Echo sing each phrase in measures 5-12 (Verse 1), adding claps in measures 6 and 10.
- Ask children how they can praise God all day long. (Allow time for discussion.)
- Tell children that, just like we can *praise* God all day long, we can *love* God all day long.
- Echo sing each phrase in measures 5-12 (Verse 2).
- Play Demo 1, and have children sing the A sections. Have children listen during the B sections for times of the day they can praise and love God. (morning, noontime, evening, all throughout the day)

3. Teach Section B.

- Display “I Will Praise the Lord” Rebus.



- Echo sing each phrase in measures 13-20, adding the body percussion pictured on the rebus (pat knees, clap, snap) and moving arms in an arc while singing *all throughout the day* in measures 19-20.
- Play Demo 1. Have children sing, pointing to the rebus during Section B each time.

4. Sing and move.

- Teach children the following partner movement:
 - Section A, Phrase 1 (meas. 5-6)—hold hands with a partner and turn in a circle, dropping hands to clap.

- Section A, Phrase 2 (meas. 7-8)—hold hands and turn in the opposite direction.
- Section A, Phrase 3 (meas. 9-10)—continue to turn in a circle, dropping hands to clap.
- Section A, Phrase 4 (meas. 11-12)—hold hands and turn in the opposite direction.
- Section B, Phrase 1 (meas. 13-16)—have partners face each other and perform the motions pictured on the rebus
- Section B, Phrase 2 (meas. 17-20)—have partners hold hands and lift them slowly together.
- Repeat motions for the second Section A.
- Have children find a new partner during the interlude between the verses.
- Ending (meas. 30-31) — have partners drop hands and hug themselves on *love* and point upward on *Lord*.

Teaching Tip

This teaching step is meant to be a fun way to use repetition to practice singing the song. It is not meant to be performed. Go to www.celebrating-grace.com/WillPraiseTheLordMotionsVideo to view a demonstration by four-year-olds of this partner dance. Feel free to change the motions to fit your group of children. For example, have children link opposite elbows instead of holding hands in Section A. Have fun!

- Play Demo 1, and have children move as described above.
- Repeat, as time allows.

5. Add instruments.

- Play Demo 1, and review the song.
- Distribute rhythm instruments.
- Play Demo 1. Have children sing and play instruments in place of clapping in Section A and the body percussion in Section B.
- Have children swap instruments and repeat, as time allows.

6. Review and polish.

- Play Demo 1, and review the song.
- Distribute instruments and sing again. (optional)
- Work on any trouble spots.
- Sing with Track 23 or piano accompaniment.

"I Will Praise the Lord"




x 2



x 2



x 2



Play Bells with “I Will Trust in You”

SMALL-GROUP ACTIVITY

Play Bells with “I Will Trust in You” gives children the opportunity to play an accompaniment to a song.


MATERIALS NEEDED

- “I Will Trust in You” Bell Chart
- G, D, and A resonator bells, desk bells, or Boomwhackers®
- MP3 or CD Demo 7
- MP3 or CD Player
- “I Will Trust in You” Student Page

PREPARATION

- Print and prepare visual.

“I Will Trust in You” Bell Chart



1. Practice accompaniment with body percussion.

- Display the Bell Chart.
- Divide children into three groups and assign each group a color (orange, yellow, or purple).
- Have Group 1 pat their knees for orange flowers (D), Group 2 pat their thighs for yellow flowers (E), and Group 3 pat their shoulders for purple flowers (A). (These are the body scale positions for *do*, *re*, and *sol*.)
- Sing “I Will Trust in You” unaccompanied, or with Demo 7. Point to the visual, and have children perform their assigned motion at the appropriate times.

Teaching Tip

The bells begin in measure 5 and play on the half-note beat. Repeat back to the beginning at the end of the fourth line. Continue all the way to the end the second time through.

- Continue practicing until children are successful at performing their motions only on their assigned color.

2. Play accompaniment with bells.


- Distribute the appropriate bells to each group. (If there are not enough bells, have children without bells continue to perform the motions learned in Step 1, then swap with a child who has a bell.)
- Have children play the bells slowly as you point to the chart.
- Have children play the bells with Demo 7.

3. Play with new bells.




- Assign each group a different color.
- Practice body scale positions for the new colors.
- Distribute bells for new colors.
- Play bells slowly.
- Play bells with Demo 7.

Extension


Perform the bells in Large Group.






When I am a - fraid I will trust in You, I will





trust in You, I will trust in You.



When I am a - fraid I will trust in You, I will



trust in You, O God. * I will



trust in You, O God.

*second time only

Colors and Shapes



+



=



+




=



+



=



+



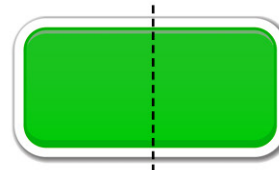
=



+



=



+



=



Colors and Shapes

MATERIALS NEEDED

- Colors and Shapes KIDPages
- Red, yellow, and blue crayons
- MP3 or CD Demo 18 (optional)
- MP3 or CD Player (optional)
- Red, yellow, and blue paint (optional)
- Paintbrushes (optional)
- Paint smocks (optional)

GUIDING CHILDREN

- Distribute KIDPages and crayons.
- Guide children to draw a line connecting the dots from each equation to the correct answer.
- Discuss how two colors can mix together to become a different color. Allow children to color one color on top of the other on the back of their KIDPage to see the new color appear.
- Play Demo 18 as children work. (optional)
- Talk about how God made every color, every flower, every feather on a bird, and every child.

EXTENSION

- Allow children to mix different colors of paint together on a piece of white construction paper or fingerprint paper. (For younger children, put a drop of each color inside a small plastic zipper bag and have the children squeeze the colors together.)

KIDPage Colors and Shapes

Answers:

