Older Children - Fall

Celebrating Grace, Inc. 6501 Peake Road, Building 800, Macon, GA 31210 (877) 550-7707 inquiries@celebrating-grace.com www.growing-in-grace.com

Terry D. Taylor
Managing Editor

James Barnard
Music Editor

Paula W. Farrar
Production Assistant
Design Editor, Younger Children
Design Editor, Older Children

Carol Dickerson
Design Editor, Preschool
Design Editor, Younger Children

Pam Mullins
Graphic Designer, Preschool

Chad Hunter
Graphic Designer,
Younger and Older Children

Champions of Faith
Writers
Preschool—**Susan Eernisse**
Younger—**Teresa Granger**
Older—**John Orr**

Tom McAfee
President and Chairman

David Bolin
Electronic Design Editor
and Worship Matrix Developer

Kim Hester
Worship Resources Coordinator

Tiffany Hitchcock
Director of Customer Care

Mary Ruth Marshall
Marketing Coordinator

Hannah Psyk
Customer Care Representative

Robert Williams
Distribution and Warehouse
Manager

Older Children Fall

Demonstration Recordings

1. **Champions of Faith** – Words and Music by Carol Huffman Dickerson © 2019 Celebrating Grace Music, a division of Celebrating Grace, Inc. All rights reserved.
2. **The Light of God** – Words by Terry D. Taylor/Traditional Quaker Tune/Arranged by Terry D. Taylor © 2019 Celebrating Grace Music, a division of Celebrating Grace, Inc. All rights reserved.
3. **Mary and Martha** – Based on Luke 10:38-42/Words and Music by Ruth Elaine Schram and Aren Newell Williams © 2019 Celebrating Grace Music, a division of Celebrating Grace, Inc. All rights reserved.
4. **Grateful Praise** – Words by Folliott S. Pierpoint/Music by Vicki Hancock Wright © 2019 Celebrating Grace Music, a division of Celebrating Grace, Inc. All rights reserved.
5. **Advent Song** – Words and Music by Andrea Barnard and James Barnard © 2019 Celebrating Grace Music, a division of Celebrating Grace, Inc. All rights reserved.
6. **Sing a Song on Christmas Morn!** – Words by Vicki Hancock Wright/Traditional Spanish Carol Arranged by Vicki Hancock Wright © 2019 Celebrating Grace Music, a division of Celebrating Grace, Inc. All rights reserved.
7. **God Is a Baby Tonight** – Words and Music by Joshua Metzger © 2019 Celebrating Grace Music, a division of Celebrating Grace, Inc. All rights reserved.
8. **Jesus Christ Is Born** – Words and Music by Cindy Berry © 2019 Celebrating Grace Music, a division of Celebrating Grace, Inc. All rights reserved.
9. **How Firm a Foundation** – Words from John Rippon's *Selection of Hymns*/Music from Joseph Funk's *Genuine Church Music*
10. **For the Beauty of the Earth** – Words by Folliott S. Pierpoint, alt./Music by Conrad Kocher; adapt. by William Henry Monk
11. **Oh, Come, Little Children** – Words and Music by Johann A.P. Schulz
12. **Great Is Thy Faithfulness** – Words by Thomas O. Chisholm/Music by William M. Runyan



13. **All Glory, Laud, and Honor** – Words by Theodulph of Orléans, tr. by John Mason Neale, alt./Music by Melchior Teschner
14. **I Will Sing the Wondrous Story** – Words by Francis H. Rowley/Music by Rowland H. Prichard
15. **Champions Chant** – Words and Music by Carol Huffman Dickerson/Additional Chant by Keith Watson © 2019 Celebrating Grace Music, a division of Celebrating Grace, Inc. All rights reserved.
16. **Champions Energizer** – Movement created by Terry D. Taylor/Music created by The Lodge © 2019 Celebrating Grace Music, a division of Celebrating Grace, Inc. All rights reserved.
17. **Maple Leaf Energizer** – Music by Scott Joplin, adapt.
18. **On a Day Like This** – Traditional © 2019 Celebrating Grace Music, a division of Celebrating Grace, Inc. All rights reserved.
19. **Breath Control Warm-up** – by John Orr © 2019 Celebrating Grace Music, a division of Celebrating Grace, Inc. All rights reserved.
20. **Dooby Doo Vocalise** – by John Orr © 2019 Celebrating Grace Music, a division of Celebrating Grace, Inc. All rights reserved.
21. **"Jesus Christ Is Born" Vocalise** – Adapted from "Jesus Christ Is Born" by Cindy Berry © 2019 Celebrating Grace Music, a division of Celebrating Grace, Inc. All rights reserved.

Accompaniment Recordings

22. Champions of Faith
23. The Light of God
24. Mary and Martha
25. Grateful Praise
26. Advent Song
27. Sing a Song on Christmas Morn!
28. God Is a Baby Tonight
29. Jesus Christ Is Born
30. How Firm a Foundation
31. For the Beauty of the Earth
32. Oh, Come, Little Children
33. Great Is Thy Faithfulness
34. All Glory, Laud, and Honor
35. I Will Sing the Wondrous Story
36. Champions Chant
37. On a Day Like This
38. Breath Control Warm-up
39. Dooby Doo Vocalise
40. Jesus Christ Is Born Vocalise

℗ & © 2019 Celebrating Grace, Inc. All rights reserved.
Producer: Michael Graham at The Lodge, Indianapolis, IN
Executive Producer: James Barnard

Curriculum Components

Curriculum materials located in the curriculum portfolio:

- Songs (full choral score with keyboard accompaniment, Student Page [melody and lyrics only], and instrumental parts)
- Song Teaching Steps (step-by-step directions to teach each song)
- Song Teaching Visuals (Checklist, General Use, and Song Related - used with songs)
- Activities (Checklist, Activity Visuals, Activity Teaching Steps, and Activity Pages [when needed])
- KIDPages (Checklist, learning pages for children, and teaching steps for leaders)
- Session Plan Outlines (plans in outline format for 15 weekly sessions)
- Hymns (six hymns—three for fall semester and three for spring semester)
- Warm-ups/Energizers (Checklist, Warm-ups, Energizers, Vocalises, Teaching Steps, and related visuals)
- MultiPrint (similar curriculum components compiled into single PDFs for easy printing)
- PrintReady (multipage visuals combined into one image for large-format printers or multimedia presentation software)

Curriculum materials located online:

- Demonstration Videos (demonstrations of choreography, movement activities, and sign language)

Recordings

- Demonstration (Demo) Recordings with voices are included for all songs and hymns.
- Accompaniment Tracks without voices are included for all songs and hymns.
- Movement and Activity Recordings are included.
- Demo and Accompaniment Recordings for spring semester hymns are included as well.

CURRICULUM SONGS

- "Advent Song"
- "Champions of Faith" (Theme)
- "God Is a Baby Tonight"
- "Grateful Praise"
- "Jesus Christ Is Born"
- "Mary and Martha"
- "Sing a Song on Christmas Morn!"
- "The Light of God"

MOVEMENT/ACTIVITY SONGS

- "Breath Control Warm-up"
- Champions Chant
- Champions Energizer
- "Everybody's Welcome"
- "Dooby Doo" Vocalise
- "Jesus Christ Is Born" Vocalise
- Maple Leaf Energizer
- "On a Day Like This" Energizer

HYMNS—Fall

- "For the Beauty of the Earth"
- "How Firm a Foundation"
- "Oh, Come, Little Children"

HYMNS—Spring

- "All Glory, Laud, and Honor"
- "Great Is Thy Faithfulness"
- "I Will Sing the Wondrous Story"

KIDPAGES—SONG RELATED

"Advent Song"

- Celebrate Jesus

"Champions of Faith" (Theme)

- Bible Champions Crossword

"God Is a Baby Tonight"

- Connect Three
- Word Roundabout Puzzler

"Grateful Praise"

- "Grateful Praise" Word Search

"Jesus Christ Is Born"

- "Names of Jesus"

"Mary and Martha"

- "That Was an Accidental"

"Sing a Song on Christmas Morn!"

- "Meter Mystery"

KIDPAGES—GENERAL

- The Flying Scotsman

ACTIVITIES

- Champions Chant Activity (Theme)
- Champions Squad Activity
- Count to Eight Activity
- "Everybody's Welcome" Activity
- "For the Beauty of the Earth" Bell Accompaniment Activity
- Hymn Orffestration Activity
- Measure Maker Activity
- Meter Maneuver Activity

SONG TEACHING VISUALS SONG-RELATED

"Advent Song"

- Celebrate Jesus Visual
- Advent Word Candles Visual

"Champions of Faith"

- Scripture Trophy Visuals
- Harmonized Ending Visual

"Grateful Praise"

- "Grateful Praise" Melody Map
- Lord of All Visual

"Jesus Christ Is Born"

- Names of Jesus Visual

"Mary and Martha"

- "Mary and Martha" Section B Cue Cards

"Sing a Song on Christmas Morn!"

- Mixed Meter Melody Visual
- Group 1 and 2 Visuals

"The Light of God"

- "The Light of God" Form Visuals

SONG TEACHING VISUALS GENERAL USE

- *Champions of Faith* Theme Poster
- Conduct Four Visual
- Conduct Three Visual
- Conduct Two Visual
- Conduct Six Visual
- Articulation Chart
- Dynamics Chart
- Musical Road Signs Chart
- *Solfège* Hand Sign Visuals
- Tempo Chart

WARM-UPS AND ENERGIZERS

- Body Warm-up
- Breath Control Warm-up
- Champions Energizer
- Dooby Doo Vocalise
- "Jesus Christ Is Born" Vocalise
- Maple Leaf Energizer
- "On a Day Like This" Energizer

DEMONSTRATION VIDEOS

- "Champions of Faith" Choreography
- Champions Energizer
- Maple Leaf Energizer

Champions of Faith Fall—Older © 2019 Celebrating Grace, Inc. All rights reserved.

Score

Grateful Praise

For Unison Voices with Opt. Descant
with Opt. Flute (or C Instrument)*

Demo 4
Track 25

Words by
Folliott S. Pierpoint

Music by
Vicki Hancock Wright

Flowing (♩ = 112)

Flute

mp

mp

5

Verse 1

9

mp *Unison*

1. For the beau - ty of the earth,

*Flute part is available separately.

www.growing-in-grace.com

© 2019 Celebrating Grace Music,
a division of Celebrating Grace, Inc.
All rights reserved.



www.growing-in-grace.com

29

Thee we raise this our hymn of

33

f

grate - ful praise. Lord of all, to

f

37

mf

Thee we raise this our

mf

www.growing-in-grace.com



www.growing-in-grace.com



www.growing-in-grace.com



www.growing-in-grace.com



www.growing-in-grace.com

83

mf

f

Chorus'

f

hymn of grate - ful praise. Lord of all, to

f

88

mf

Group 2 (Opt. Descant)

mf

Thee we raise this our hymn of

Group 1 (Melody)

mf

Thee we raise this our hymn of

mf

www.growing-in-grace.com



www.growing-in-grace.com

Student Pages

Grateful Praise

For Unison Voices with Opt. Descant
with Opt. Flute (or C Instrument)

Demo 4
Track 25

Words by
Folliott S. Pierpoint

Music by
Vicki Hancock Wright

Flowing (♩ = 112)

Verse 1

mp *Unison*

8

1. For the beau - ty of the earth,

13

for the glo - ry of the skies, for the

18

love which from our birth o - ver and o - ver a -

23

round us lies:

Chorus

mf *slight rit.* *a tempo*

2

Lord of all, to

29

Thee we raise this our hymn of grate - ful

34

f

praise. Lord of all, to Thee we raise

39

mf

7

this our hymn of grate - ful praise.

www.growing-in-grace.com

© 2019 Celebrating Grace Music,
a division of Celebrating Grace, Inc.
All rights reserved.



www.growing-in-grace.com

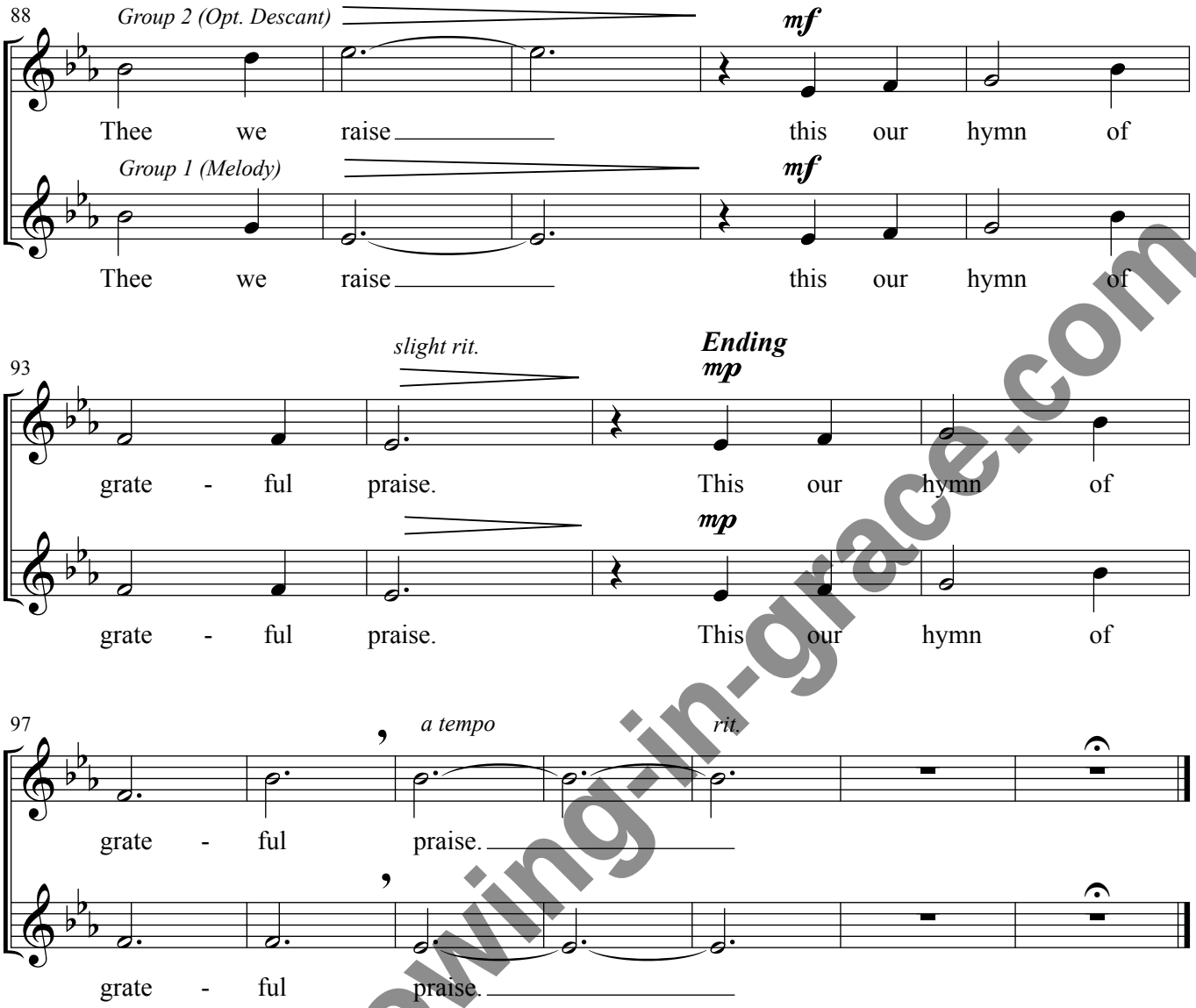

www.growing-in-grace.com

Flute
(or C Instrument)

Grateful Praise

For Unison Voices with Opt. Descant
with Opt. Flute (or C Instrument)

Demo 4
Track 25

Words by
Folliott S. Pierpoint

Music by
Vicki Hancock Wright



www.growing-in-grace.com

© 2019 Celebrating Grace Music,
a division of Celebrating Grace, Inc.
All rights reserved.



www.growing-in-grace.com

SONG TEACHING STEPS

"Grateful Praise"

1. Introduce the song by listening and moving.

- Play Demo 4, having children listen through the introduction to establish the beat in $\frac{3}{4}$ meter, then do the following motions:
  - **Introduction**—Listen
  - **Verse 1** (meas. 9-24)—Pat-snap-snap
  - **Chorus** including **interlude** (meas. 26-43)—Pat shoulders-pat head-pat head
  - **Verse 2 and Descant**, including **interlude** (meas. 44-66)—Pat-snap-snap
  - **Chorus** including **interlude** and **Ending** (meas. 67-101)—Pat shoulders-pat head-pat head

2. Teach Verse 1 (meas. 9-24).

- Display the *Solfège* Hand Sign Visuals as shown.

Teaching Tip

Using *solfège* hand signs helps reinforce pitch accuracy as children learn the melody. However, the song may be taught effectively without using *solfège* by echo-singing where *solfège* is suggested. You may also use the *Solfège* Hand Sign Visuals as a scale ladder by simply pointing to the different pitch level as you teach.

- Display the Melody Map.

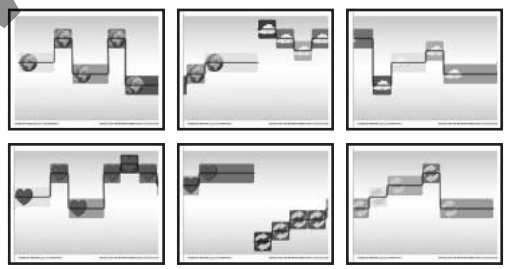

MATERIALS NEEDED

- Score
- Student Pages
- MP3 or CD Demo 4
- MP3 or CD Track 25
- MP3 or CD Player
- *Solfège* Hand Sign Visuals
- Melody Map
- Dynamics Chart
- Lord of All Visual ("For the Beauty of the Earth") (optional)
- White board, erasable marker, and eraser

PREPARATION

- Print and prepare visuals.
- Write key words for verses on the board for Step 7.

POSSIBLE TEACHING SEQUENCE

- Rehearsal 1: Steps 1-2
- Rehearsal 2: Step 3
- Rehearsal 3: Step 4
- Rehearsal 4: Steps 5-6
- Rehearsal 5: Step 7
- Repeat Steps as needed.

***Solfège* Hand Sign Visuals**

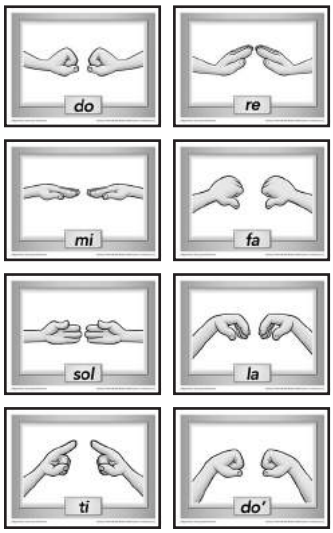

www.growing-in-grace.com

Champions of Faith Fall—Older © 2019 Celebrating Grace, Inc. All rights reserved.

- Invite children to sing an ascending E♭ major scale (key of this song) from *do* to *do'*, pointing to appropriate hand signs as you sing.

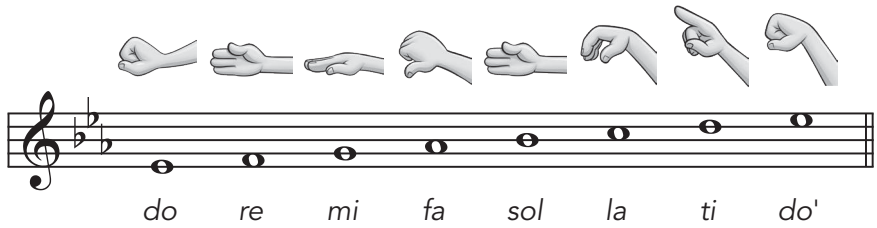

- Direct the children to sing the scale in descending order from *do'* to *do*.
- Explain that the song begins on *mi* as you point to the *mi* Hand Sign Visual.
- Echo sing Verse 1 (meas. 9-24) in four-measure phrases, pointing to the appropriate *Solfège* Hand Sign Visual as you sing.

Teaching Option

For pitches *C* and *D* in measure 21, print an extra copy of the *la* and *ti Solfège* Hand Sign Visuals. Add a low octave indicator on each one (*la*, *ti*,) and display the visuals below low *do*.



- Call attention to the Melody Map.
- Echo sing the text of Verse 1 in four-measure phrases on *solfège* syllables. Point to "pitches" on the Melody Map as you sing. Help children discover that the Melody Map moves up and down with the melody and also shows rhythm by the length of lines connecting the icons.
- Ask if they notice anything else about how the Melody Map helps them. (The icons match the text of the phrases in Verse 1.)

www.growing-in-grace.com

Champions of Faith Fall—Older © 2019 Celebrating Grace, Inc. All rights reserved.

- Sing the text of Verse 1, pointing to the Melody Map while singing.

3. Teach the Chorus (meas. 27-43).

- Echo sing the text of the Chorus in four phrases.

> **Teaching Tip**
>
> Point to *Solfège* Hand Sign Visuals for each phrase as you echo.
>
> - Phrase 1 (meas. 27-30)—*sol-sol-sol-fa-mi-fa-sol*
> - Phrase 2 (meas. 31-35)—*do-sol-sol-fa-mi-re-mi-fa-sol*
> - Phrase 3 (meas. 35-39)—*do-sol-la-la-sol-mi-do*
> - Phrase 4 (meas. 40-43)—*do-re-mi-sol-re-re-do*

- Distribute Student Pages.
- Review Verse 1 (meas. 9-24), referring to the Melody Map as needed.
- Sing Verse 1 and the Chorus with piano accompaniment or Demo 4. Refer to Hand Sign Visuals and Melody Map as needed. Stop the recording at measure 44.

4. Teach Verse 2 (meas. 51-66) and the Ending (meas. 95-101).

- Distribute Student Pages.
- Review Verse 1 and the Chorus by playing Demo 4. Have children sing measures 9-43 then listen to Verse 2, Chorus, and the Ending.
- Ask children to find measure 51 and follow the Group 1 part as you sing measures 51-66 on *loo* or have the accompanist play the vocal line for these measures.
- Ask if this music is the same or different from Verse 1. (same)
- Sing the Group 1 part in Verse 2 together on the text. Stop at measure 66.

> **Teaching Tip**
>
> Point out that the Melody Map "pitches" are the same for Verse 2 as they were for Verse 1, but the words are different. Let children think of ways to remember the words of Verse 2 while watching the melody line on the Melody Map.

- Point out that the Chorus repeats in measures 69-85. Sing the Chorus. (This instance of the Chorus is labeled Both Groups and is sung in unison.)
- Explain that the Ending is a repeat of the last part of the Chorus. Ask children to follow their music and sing measures 86-101 (Group 1 part) with you. Give clear direction to hold out the tied notes in measures 89-90 and 99-101. Also hold the lengthened melody notes on *grateful* in measures 97-98.
- Ask children if they think anything was different about the melody. (Last three notes are lengthened.)
- Sing measures 86-100 (Group 1 part) with piano accompaniment.

www.growing-in-grace.com

Champions of Faith Fall—Older © 2019 Celebrating Grace, Inc. All rights reserved.

- Sing the entire song (Group 1 part only) with piano accompaniment or Track 25.

5. Teach the Descant for Verse 2 (meas. 51-66). (optional)

- Distribute Student Pages.
- Review the song by singing from the beginning with piano accompaniment or Track 25. Refer to the Melody Map while singing the Verses.
- Ask children to find measure 51.
- Echo sing phrase 1 of the Descant (meas. 51-54) on *solfège* syllables, pointing to Hand Sign Visuals as you sing to show how the phrase moves down the scale. Have children show hand signs as they sing.



- Point out that phrase 2 (meas. 55-58) doubles the Group 1 part. Lead everyone to sing phrase 2 with text.
- Echo sing phrases 3 and 4 (meas. 59-62 and 63-66) on *solfège* syllables while pointing to Hand Sign Visuals. Have children show hand signs as they sing and notice that phrases 1 and 3 are alike.
- Echo sing the whole Descant on text while performing *solfège* hand signs or pointing to appropriate visuals.
- Divide children into Group 1 and Group 2, and assign a teacher to each group.
- Lead each group to sing their part separately, then sing both parts combined, having a teacher sing with each group.
- Switch groups, and repeat.

6. Teach the harmonized Ending (meas. 86-100).

- Lead children to sing the last Chorus and the Ending (meas. 69-101). Review the rhythm at the end.
- Echo sing the Descant in the Ending, using *solfège*. Point to the Hand Sign Visuals as you sing, and lead children to show hand signs as they sing.



www.growing-in-grace.com

Champions of Faith Fall—Older © 2019 Celebrating Grace, Inc. All rights reserved.

- Repeat with text.
- Allow each group to sing their part separately, pointing to appropriate Hand Sign Visuals as needed.
- Sing both parts combined, having a teacher sing with each group.
- Lead both groups to sing last Chorus and Ending (meas. 86-101) with text.

7. Memorize and polish.

- Distribute Student Pages.
- Challenge children to find and identify any dynamic markings. Ask them to circle each dynamic marking as it is identified throughout the score. Direct attention to the *crescendo* in measures 34, 76, and 85 and the *decrescendo* in measures 38, 80, 89-90, and 94.

Teaching Tip

Display the Dynamics Chart to review the meanings of dynamic markings.

Dynamics Chart



- Rehearse each Chorus, asking children to *crescendo* and *decrescendo* at the appropriate places. Remind them that quieter singing requires equal or sometimes more energy to sustain a beautiful tone.
- Allow children one minute to study the text for Verse 1. Have them place their Student Pages under their chairs.
- Sing Verse 1, directing attention to key words on the board as you sing. Sing Verse 1 several more times, each time removing one or more of the key words, until the verse can be sung from memory.
- Repeat for Verse 2.
- Rehearse singing the song from memory until children are confident.

Teaching Tips

This song uses the text from the hymn "For the Beauty of the Earth," which has several additional verses. You could extend this song by having a soloist or small group repeat the verse sections, using additional verses from the hymn.

Display the Lord of All Visual to help children memorize the additional verses and to list and discuss things for which we can be grateful to God.

Lord of All Visual

www.growing-in-grace.com

Champions of Faith Fall—Older © 2019 Celebrating Grace, Inc. All rights reserved.

For the Beauty of the Earth

1. For the beauty of the earth,
for the glory of the skies,
for the love which from our birth
over and around us lies:



2. For the wonder
of each hour of the day
and of the night, hill and
vale, and tree and flower,
sun and moon, and
stars of light:

3. For the joy of human love,
brother, sister, parent, child,
friends on earth, and friends above,
for all gentle thoughts and mild:

4. For the church
that evermore
lifteth holy hands above,
offering up on every shore
her pure sacrifice of love:

5. For the joy of ear and eye,
for the heart and mind's delight,
for the mystic harmony
linking sense to sound and sight:

6. For Thyself,
best Gift Divine!
to our world
so freely given;
for the great, great
love of Thine, peace
on earth, and joy
in heaven:



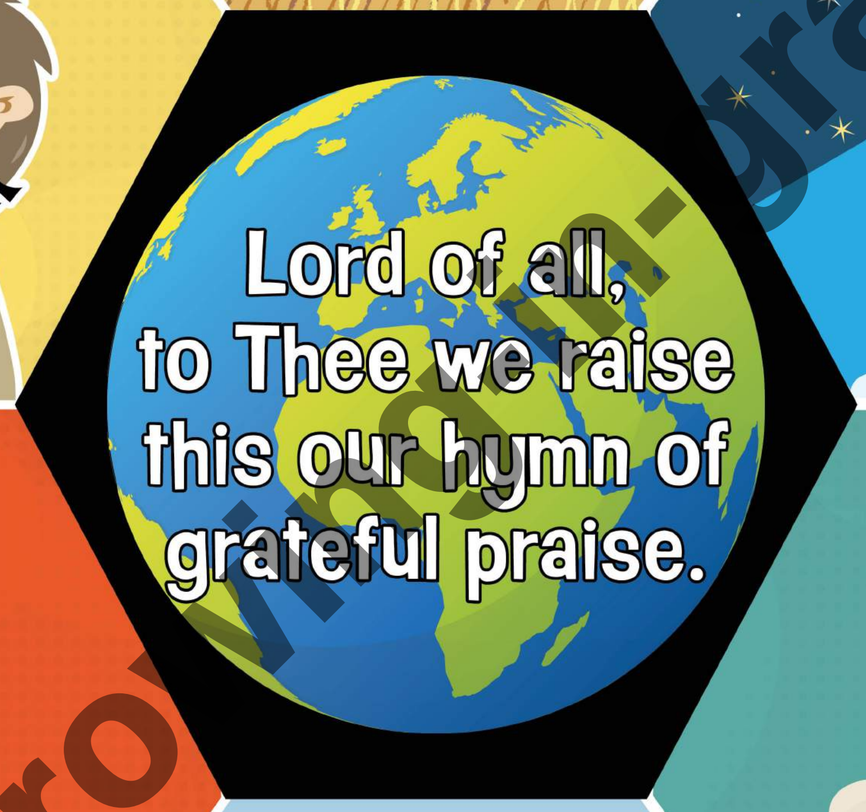

www.growingingrace.com

Champions of Faith Fall—Older © 2019 Celebrating Grace, Inc. All rights reserved.

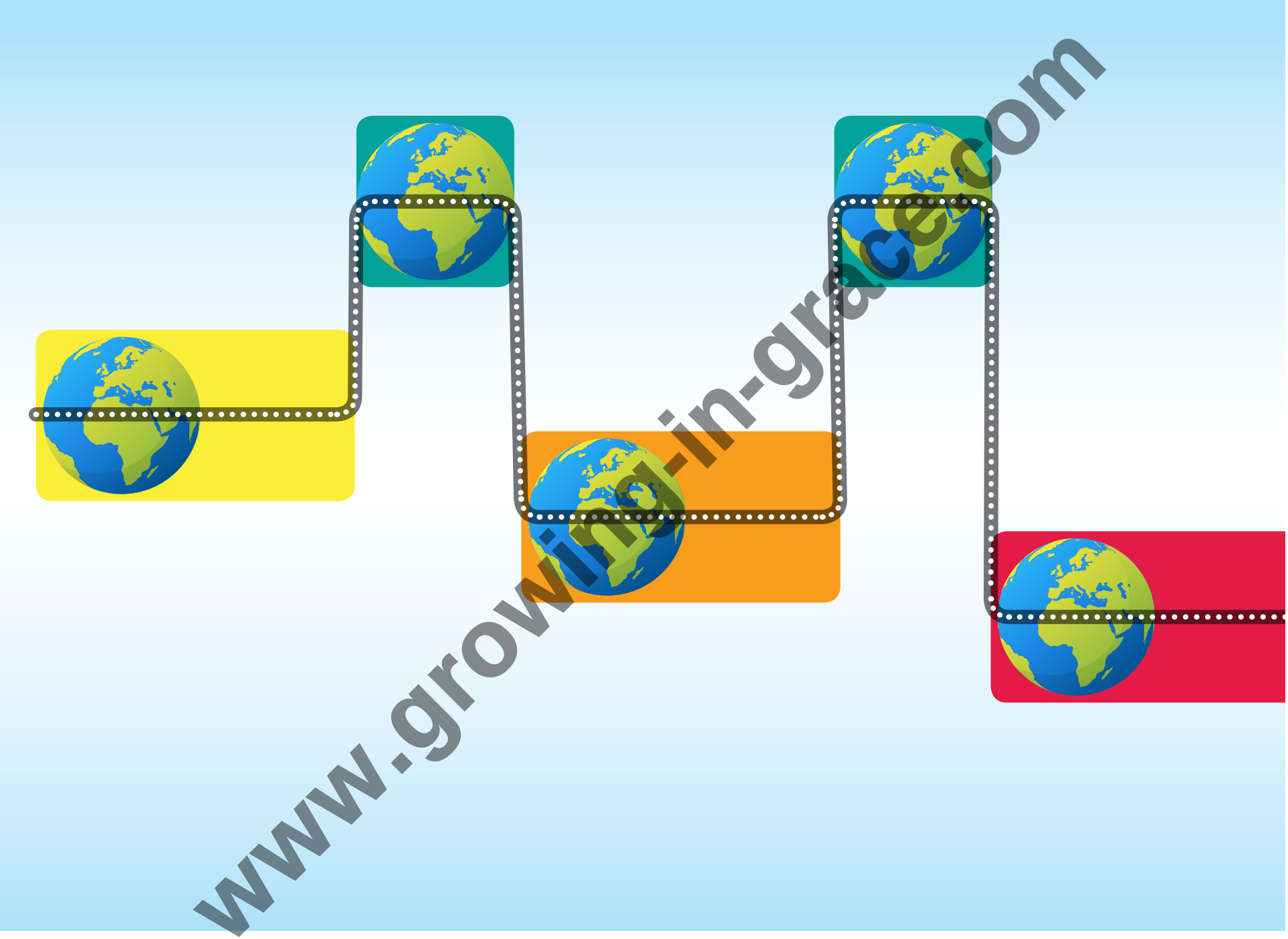

www.growing-in-grace.com

Champions of Faith Fall—Older © 2019 Celebrating Grace, Inc. All rights reserved.

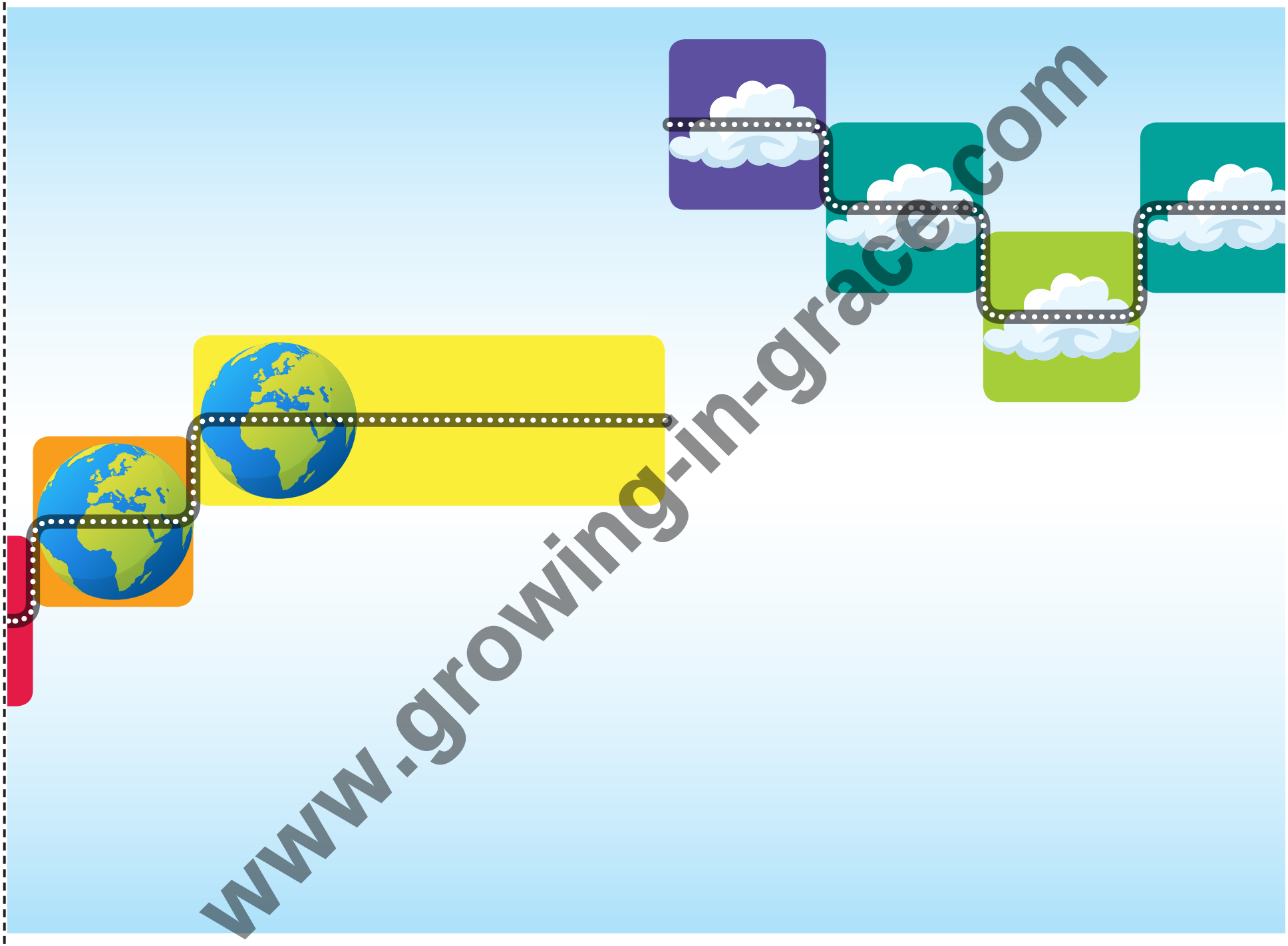

www.growing-in-grace.com

Champions of Faith Fall—Older © 2019 Celebrating Grace, Inc. All rights reserved.



www.growing-in-grace.com

Champions of Faith Fall—Older © 2019 Celebrating Grace, Inc. All rights reserved.

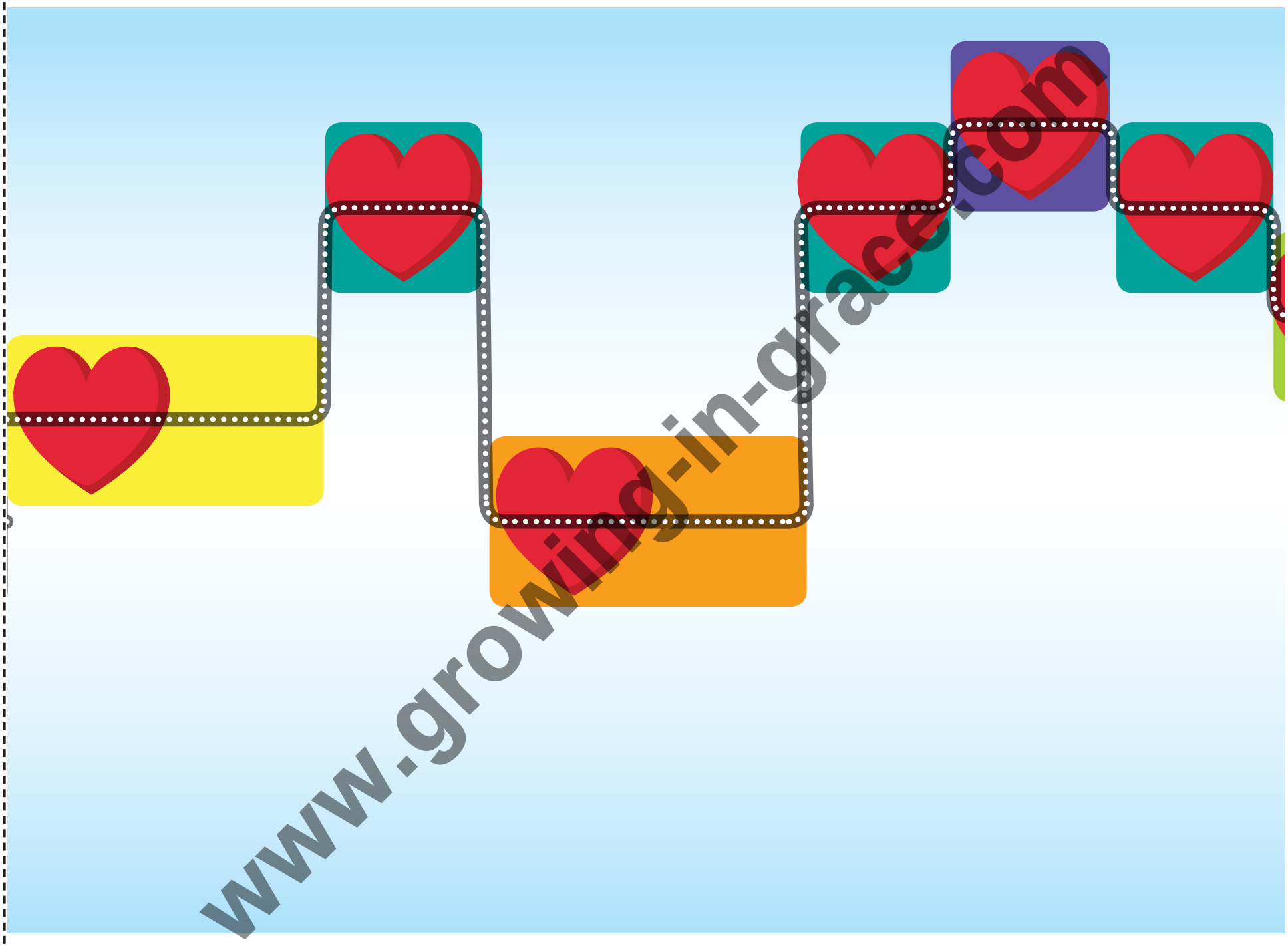

www.growing-in-grace.com

Champions of Faith Fall—Older © 2019 Celebrating Grace, Inc. All rights reserved.



www.growing-in-grace.com

Champions of Faith Fall—Older © 2019 Celebrating Grace, Inc. All rights reserved.



www.growing-in-grace.com

Champions of Faith Fall—Older © 2019 Celebrating Grace, Inc. All rights reserved.

ACTIVITY TEACHING STEPS

Measure Maker

1. Review conducting patterns, time signtures, and note values.

- Display the Conduct Two, Three, Four, and Six Visuals. Guide children to conduct each of the patterns.
- Prepare to play the game by reviewing note values and time signatures.
  - Review note values using the Measure Maker Note Values Visual.
  - Explain the number of beats per measure in each meter:
    - $\frac{2}{4}$ — two quarter-note beats per measure
    - $\frac{3}{4}$ — three quarter-note beats per measure
    - $\frac{4}{4}$ — four quarter-note beats per measure
    - $\frac{6}{8}$ — six eighth-note beats per measure
  - Create a few sample patterns for each time signature, referring to the Measure Maker Note Values Visual as needed.

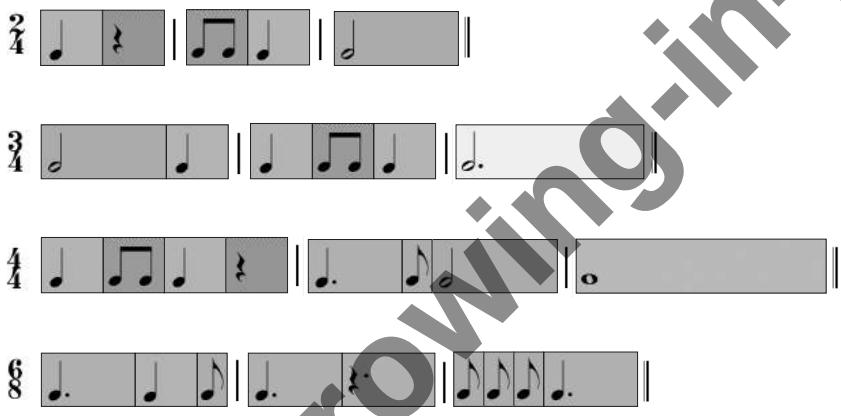

2. Prepare to play the game.

- Divide children into two or more teams of four or less.
- Arrange Measure Maker Rhythm Cards faceup on the table where all note values may be seen.
- Place the Measure Maker Time Signature Cards on the floor or table face down.

3. Play the game.

- Each team turns over a Measure Maker Time Signature Card to determine what time signature their team will use.
- Have children work together to fill four blank measures with rhythm patterns of their choosing, using patterns that fit their time signature. Have them place a bar line (|) at the end of each measure and double bar (‖) at the end of the four-measure rhythm pattern.

SMALL-GROUP ACTIVTY

This game teaches children about time signatures and allows them to create rhythms that fit into the chosen time signature.

MATERIALS NEEDED

- Conduct Two, Three, Four, and Six Visuals (Song Teaching Visuals)
- Measure Maker Time Signature Cards and Bar Lines Cards
- Measure Maker Note Values Visual
- Measure Maker Rhythm Cards
- Variety of rhythm instruments (optional)

PREPARATION

- Print and prepare visuals. If you have a large group, prepare a double set of the cards.
- Cut apart Measure Maker Time Signature Cards and Bar Lines Cards and Note Value Cards.

Conduct Two Visual



Conduct Three Visual

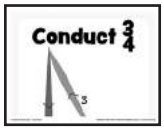

www.growing-in-grace.com

Champions of Faith Fall—Older © 2019 Celebrating Grace, Inc. All rights reserved.

- Guide children to perform each rhythm pattern using spoken rhythm syllables or rhythm instruments.

Teaching Option

Use this guide to speak the rhythm patterns, or any other rhythm counting system with which your children are familiar.

- quarter note (♩) = ta
- dotted quarter note (♩.) = tum
- half note (𝅗𝅥) = ta - ah
- dotted half note (𝅗𝅥.) = ta - ah - ah
- eighth note pair (♫) = ti-ti
- eighth note (♪) = ti
- dotted quarter rest (𝄽·) = nod head
- quarter rest (𝄽) = nod head
- eighth rest (𝄾) = nod head

- Each team receives one point for every measure that has the correct number of beats.
- Give one bonus point if no two measures are the same.
- The team with the most points at the end of time is the winner.
- Repeat the game as time allows.

Conduct Four Visual

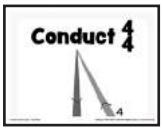

Conduct Six Visual



Measure Maker Time Signature Cards and Bar Lines Cards

Measure Maker Note Values Visual

Measure Maker Rhythm Cards



www.growing-in-grace.com

Champions of Faith Fall—Older © 2019 Celebrating Grace, Inc. All rights reserved.

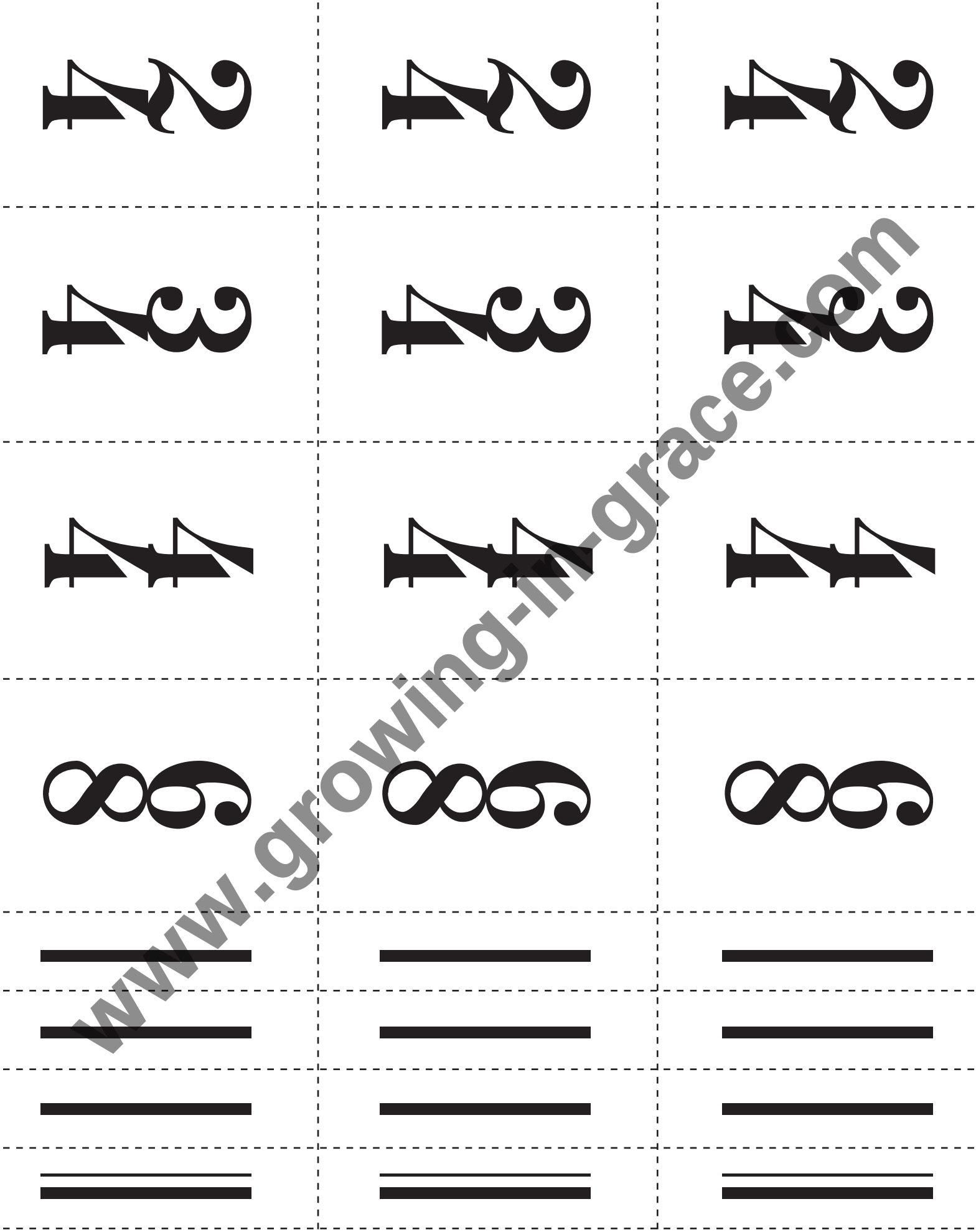

www.growing-in-grace.com

© 2019 Celebrating Grace, Inc. All rights reserved.

Measure Maker Note Values

whole note = 4

dotted half note = 3

half note = 2

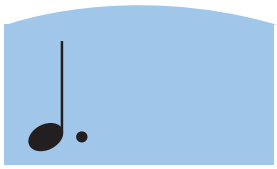

dotted quarter note = 1.5

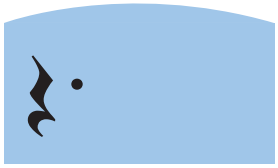

dotted quarter rest = 1.5

quarter note = 1

quarter rest = 1

eighth note pair = 1

eighth note = .5

$\frac{2}{4}$ = TWO quarter notes per measure

$\frac{3}{4}$ = THREE quarter notes per measure

$\frac{4}{4}$ = FOUR quarter notes per measure

$\frac{6}{8}$ = TWO dotted quarter or SIX eighth notes per measure

www.growing-in-grace.com

© 2019 Celebrating Grace, Inc. All rights reserved.

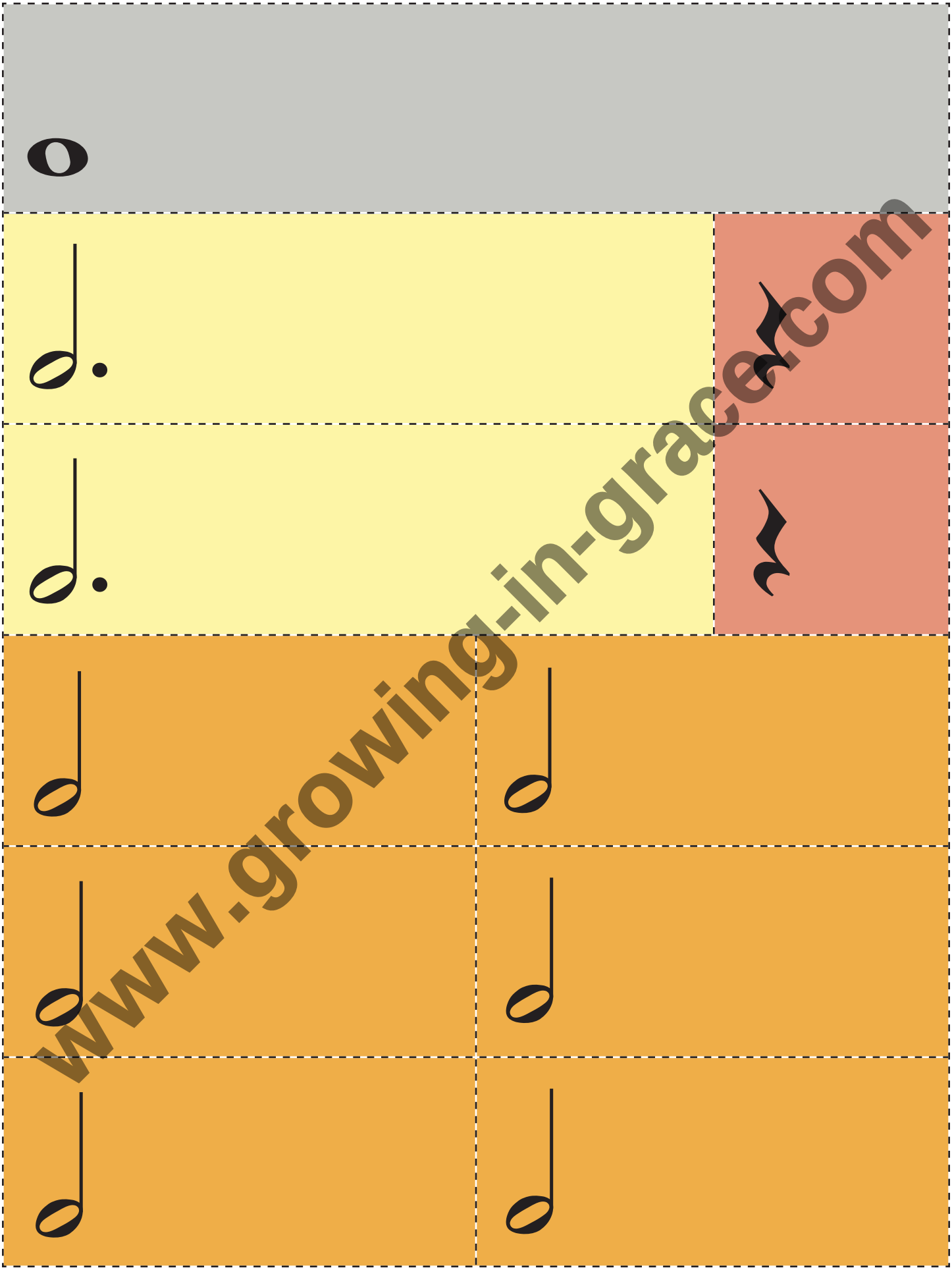

www.growing-in-grace.com

© 2019 Celebrating Grace, Inc. All rights reserved.

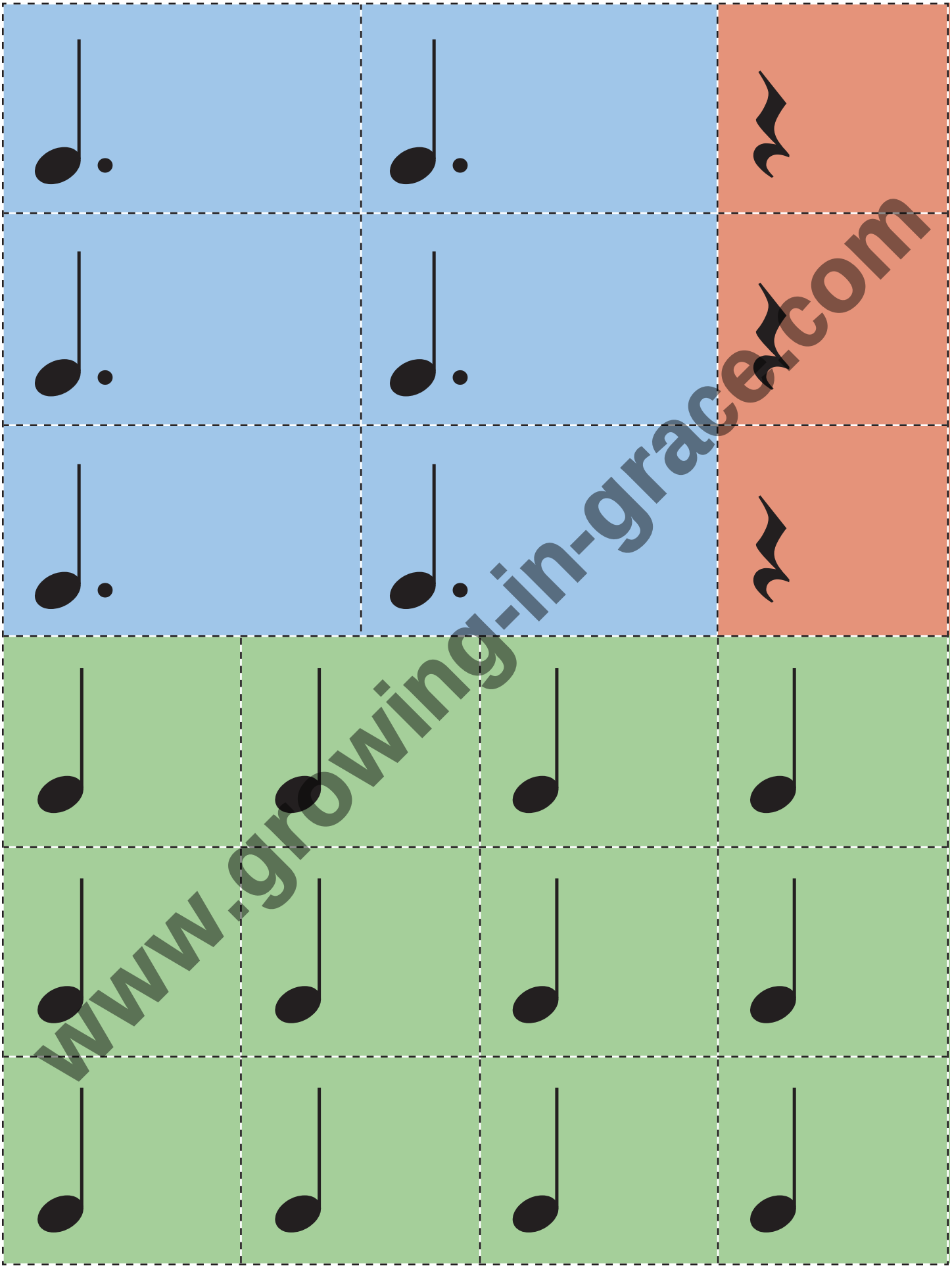

www.growing-in-grace.com

© 2019 Celebrating Grace, Inc. All rights reserved.



www.growing-in-grace.com

© 2019 Celebrating Grace, Inc. All rights reserved.

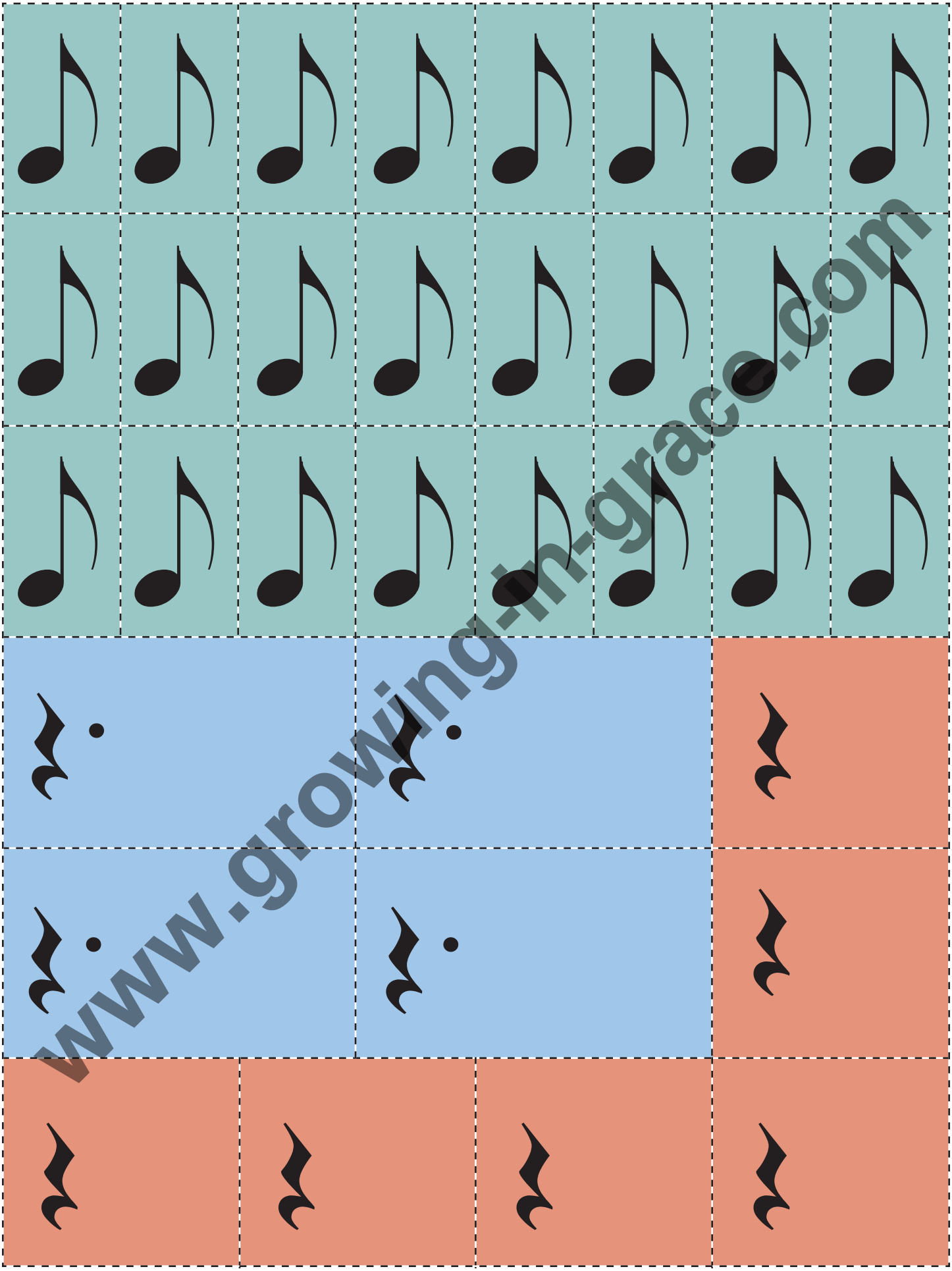

www.growing-in-grace.com

© 2019 Celebrating Grace, Inc. All rights reserved.

ENERGIZER TEACHING STEPS

Maple Leaf Energizer

1. Demonstrate the movements.

- Display the Maple Leaf Energizer Visual as shown:

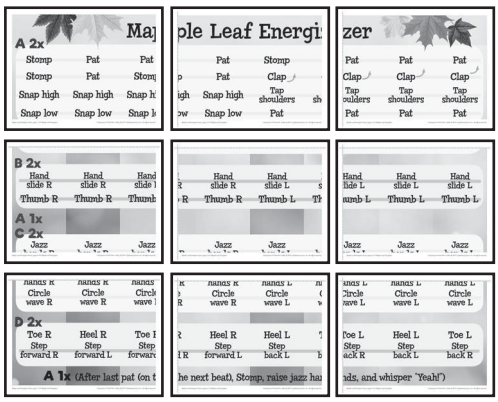

- Point out the form of the song as shown on the visual:

  A A B B A C C D D A Ending

- Demonstrate and practice the motions with the children. (Go to www.celebrating-grace.com/MapleLeafEnergizerVideo to view a demonstration.) Perform one motion per quarter-note beat.
  - ***Stomp***—Stomp right or left foot on floor.
  - ***Pat***—Pat both hands on legs.
  - ***Clap***—Clap hands. (Raise hands upward from waist to chin level over four beats.)
  - ***Snap***—Snap fingers high or low as directed.
  - ***Tap shoulders***—Right hand taps right shoulder; left hand taps left shoulder.
  - ***Hand slide***—Alternate passing right palm over left palm and left palm over right palm as directed.
  - ***Thumb***—Make a hitchhiking motion, passing right thumb over right shoulder and left thumb over left shoulder.
  - ***Jazz hands***—Alternate moving both hands to right and left of body and flicking fingers outward.
  - ***Circle wave***—Alternate circling forward-facing right palm and left palm.
  - ***Toe/Heel***—Slide toe and heel to the right, then to the left.
  - ***Step forward/Step back***—Take small steps forward, then back.
  - ***Stomp, raise jazz hands, and whisper "Yeah!")***—After last ***Pat*** motion, stomp, raise jazz hands in the air, and whisper "Yeah!" simultaneously.

MATERIALS NEEDED

- MP3 or CD Demo 17
- MP3 or CD Player
- Maple Leaf Energizer Visual
- Maple Leaf Energizer Video
- Pointer

PREPARATION

- Print, assemble, and display the visual.
- Watch video to learn the movements.

www.growing-in-grace.com

Champions of Faith Fall—Older © 2019 Celebrating Grace, Inc. All rights reserved.

2. Perform Maple Leaf Energizer.

- Perform with Demo 17 as you track the visual with a pointer. (NOTE: There is an 8-beat click before motions begin.)

www.growing-in-grace.com

Champions of Faith Fall—Older © 2019 Celebrating Grace, Inc. All rights reserved.

Maple Leaf Energizer

A 2x

Stomp	Pat	Pat	Pat	Stomp	Pat	Pat	Pat
Stomp	Pat	Stomp	Pat	Clap	Clap	Clap	Clap
Snap high	Snap high	Snap high	Snap high	Tap shoulders	Tap shoulders	Tap shoulders	Tap shoulders
Snap low	Snap low	Snap low	Snap low	Pat	Pat	Pat	Pat

B 2x

Hand slide R	Hand slide R	Hand slide R	Hand slide R	Hand slide L	Hand slide L	Hand slide L	Hand slide L
Thumb R	Thumb R	Thumb R	Thumb R	Thumb L	Thumb L	Thumb L	Thumb L

A 1x

C 2x

Jazz hands R	Jazz hands R	Jazz hands R	Jazz hands R	Jazz hands L	Jazz hands L	Jazz hands L	Jazz hands L
Circle wave R	Circle wave R	Circle wave R	Circle wave R	Circle wave L	Circle wave L	Circle wave L	Circle wave L

D 2x

Toe R	Heel R	Toe R	Heel R	Heel L	Toe L	Heel L	Toe L
Step forward R	Step forward L	Step forward R	Step forward L	Step back L	Step back R	Step back L	Step back R

A 1x (After last pat (on the next beat), Stomp, raise jazz hands, and whisper "Yeah!")

www.growing-in-grace.com

Champions of Faith Fall—Older © 2019 Celebrating Grace, Inc. All rights reserved.

The Flying Scotsman

Eric Liddell (1902-1945) is one of Scotland's greatest athletic heroes. The son of missionary parents, he was born in China. As a young man, he returned to Scotland and became one of the nation's top runners. He was included in the British Olympic team that competed in Paris on 1924. He was best at the 100 meter race scheduled for Sunday, but he chose to attend worship rather than compete on the Lord's Day. Instead, Eric entered the 400 meter race on a weekday. Although the longer distance did not suit his running style, the "Flying Scotsman" won the race, earning a gold medal and setting a new world record.

After the Olympics, Eric returned to China and devoted his life to ministry with the poor. During World War II, he was confined in a prison camp. Living conditions were harsh, but Eric busied himself organizing activities for children and caring for the sick. He became one the most respected persons in the camp.

After two years in captivity, Eric became ill and died. All of Scotland mourned the loss of their beloved athlete. Eric Liddell's courageous obedience and joyful devotion to God made him a true champion of faith.

www.growing-in-grace.com

To discover a chapter in the Bible that speaks about running, solve the puzzle below. The three numbers below each blank identify a letter in the story. The top number represents the line number, the middle number is the word number, and the lowest number is the letter number in the word. For example, the first blank is the tenth line, fifth word, first letter.

10	13	5	2	18	19	16	22	3	9	15
5	3	5	3	6	8	4	8	6	7	3
1	1	2	7	2	2	3	2	3	6	3

.

© 2019 Celebrating Grace, Inc. All rights reserved.

The Flying Scotsman

MATERIALS NEEDED/PREPARATION

- The Flying Scotsman KIDPages
- Pencils
- *Champions of Faith* Theme Poster (Theme Activity A)

GUIDING CHILDREN

- Distribute The Flying Scotsman KIDPages and pencils.
- Ask volunteers to read sections of the story on the KIDPage.
- Point to the Bible heroes on the *Champions of Faith* Theme Poster. Mention some of these Bible champions. Ask children if they can think of some present-day heroes of the faith.
- Allow time for children to read about Eric Liddell and fill in the blanks at the bottom of the page to discover a chapter in the Bible that speaks about running.

The Flying Scotsman

Answer: ISAIAH FORTY


The Flying Scotsman

Eric Liddell (1902-1945) is one of Scotland's greatest athletic heroes. The son of missionary parents, he was born in China. As a young man, he returned to Scotland and became one of the nation's top runners. He was included in the British Olympic team that competed in Paris on 1924. He was beat at the 100 meter race scheduled for Sunday, but he chose to attend worship rather than compete on the Lord's Day. Instead, Eric entered the 400 meter race on a weekday. Although the longer distance did not suit his running style, the "Flying Scotsman" won the race, earning a gold medal and setting a new world record.

After the Olympics, Eric returned to China and devoted his life to ministry with the poor. During World War II, he was confined in a prison camp. Living conditions were harsh, but Eric busied himself organizing activities for children and caring for the sick. He became one the most respected persons in the camp.

After two years in captivity, Eric became ill and died. All of Scotland mourned the loss of their beloved athlete. Eric Liddell's courageous obedience and joyful devotion to God made him a true champion of faith.

To discover a chapter in the Bible that speaks about running, solve the puzzle below. The three numbers below each blank identify a letter in the story. The top number represents the line number, the middle number is the word number, and the lower number is the letter number in the word. For example, the first blank is the tenth line, fifth word, first letter.

10	13	5	2	18	19	10	22	3	9	15
5	3	5	3	6	8	4	8	6	7	3
1	1	2	7	2	2	5	2	3	6	5

www.growing-in-grace.com

© 2019 Celebrating Grace, Inc. All rights reserved.

Session Plan Outline 1

Early-Arriver Activity

"Champions Chant" Theme Activity

Large Group

1. *Champion Squads Activity*
2. *Vocal Warm-up/Energizer*
   - **Body Warm-up (Warm-ups and Energizers)**
   - **"Breath Control Warm-up" (Warm-ups and Energizers)**
   - **Champions Energizer (Warm-ups and Energizers)**
3. *"Champions of Faith"*
   - **Teaching Steps 1-2 (Song Teaching Steps)**
4. *"Everybody's Welcome" Activity*
   - **Teaching Steps 1-2 (Activity Teaching Steps)**
5. *"Mary and Martha"*
   - **Teaching Steps 1-2 (Song Teaching Steps)**
6. *"How Firm a Foundation"*
   - **Teaching Step 1 (Hymn Teaching Steps)**

Closing

Devotional

Use Devotional 1 from *Champions of Faith* Fall Devotionals—Older Children. Devotionals can be downloaded for free by going to www.celebrating-grace.com/store/growing-in-grace and clicking on Curriculum Devotionals.

www.growing-in-grace.com